


# IUPAB NEWS



REPORTS ON THE ACTIVITIES OF THE INTERNATIONAL UNION FOR PURE AND APPLIED BIOPHYSICS  
From the Secretary-General: Professor F G Parak, Physik-Department E17, Technische Universität München,  
D-85747 Garching, Germany, Telephone (+49) 89 289 12551 FAX (+49) 89 289 12548 Email [fritz.parak@ph.tum.de](mailto:fritz.parak@ph.tum.de)  
IUPAB is registered in France according Loi du 1<sup>er</sup> Juillet 1901-Art. 5, n° d'ordre O3/000309, n° dossier 00158190

No 53  
November 2007

## GENERAL ASSEMBLY PAPERS

*Please retain and bring to the General Assembly  
on Monday, February 4<sup>th</sup>, 2008*

## CONTENTS

Welcome Address to the Long Beach Congress	3
Remarks for Council Member and Delegates at the General Assembly	3
A Short Scientific Contribution	4
53 <sup>rd</sup> Council Meeting	7
Agenda for the Extraordinary General Assembly Long Beach 2008	10
Agenda for the 17 <sup>th</sup> General Assembly Long Beach	10
Report of the President for 2006-2008	11
Report of the Secretary General	12
Financial Report	15
Election of Officers and Council Members	16
Election Procedure and Nomination received	17
Delegates at the General Assembly	18
Presidents and Secretary General of IUPAB and Locations of Congresses	20
Reports on Sponsored Meetings	21
Calendar of IUPAB Meetings	24
Annex A: Introduction of Possible Host for the 2014 IUPAB Congress	24
Annex B: Proposal "Rules of Procedure"	36
Annex C: Revision of the IUPAB Statutes	39
Annex D: Curriculum Vitae of Candidates for Election	44

Information about IUPAB, national and regional biophysical societies  
and the IUPAB NEWS are available on the Internet from

☐ <http://www.iupab.org> ☐

*IUPAB NEWS or extracts from it may be freely copied for distribution to national biophysics organisations*

**IUPAB 2005 – 2008**

**PRESIDENT:** I C P Smith (Canada), **PAST PRESIDENT:** J Garnier (France),  
**VICE-PRESIDENTS:** K Nagayama (Japan), W K Olson (USA),  
**SECRETARY-GENERAL:** F G Parak (Germany)

**MEMBERS OF COUNCIL:**

R Brasseur (Belgium), P Brzezinski (Sweden), F Conty (Italy), P Laggner (Austria), G Pifat-Mrzljak (Croatia), F B Barrantes (Argentina), M Prieto (Portugal), Z Rao (China), C G dos Remedios (Australia), G C K Roberts (UK), A B Rubin (Russia), T P Singh (India).

**CONVENORS OF TASK FORCES:**

Bioinformatics J Garnier;  
Biomedical Engineering I C P Smith;  
Capacity Building and Education in Biophysics J R Grigera;  
NMR in Biological Sciences G Govil;  
Inter-Union Bioinformatics Group H J C Berendsen / J Garnier



## Welcome Address to the Long Beach Congress

Dear Colleagues,

It is my pleasure to invite you to join us at what will probably be the largest biophysics congress ever held. From February 2-6, 2008, we shall hold the triennial International Congress of Biophysics in partnership with the Biophysical Society, in Long Beach, California, close to Los Angeles. We expect close to 6000 participants from many parts of the world. Our respective teams have worked together on such matters as the scientific programme and the travel awards and I am eager to see the results. Particular thanks goes to our special committee who met several times with the Biophysical Society, former IUPAB presidents Jean Garnier, Israel Pecht, and David Parry, and to Ro Kampman of the Biophysical Society who maintained the communications and unscrambled several problems.

A proud tradition of IUPAB is the support of "name lectures". At the Long Beach Congress, we shall present three of these: the Katchalski, Engstrom and Ramachandran lectures. The Katchalski Lecture will be combined with the National Lecture of the Biophysical Society, a seminal event. Our lecturers are, respectively, Professors Kornberg, USA; Albi, Switzerland and Govil, India.

I look forward to seeing you in Long Beach. Bon voyage.

Sincerely

Ian C.P. Smith  
President, IUPAB

## Remarks for Council Member and Delegates at the General Assembly

Dear Colleagues,

The material you need for the Council Meetings and for the General Assembly is included in this IUPAB NEWS. You will not get this material once more in Long Beach. Therefore, **please take this IUPAB NEWS with you**. Otherwise you will miss important information. I want to bring once more to your attention some time schedules. The *Executive Committee* will meet on Saturday, February 2<sup>nd</sup> at 10:00h in the Hyatt Regency hotel. The first meeting of the *Council* will take place on Saturday, February 2<sup>nd</sup> from 14:00 – 16:00h in a room of the Long Beach Convention Centre. The IUPAB *General Assembly* is scheduled for Monday, February 4<sup>th</sup> from 13:00 to 16:00h in the Long Beach Convention Centre, Terrace Theatre. There is a meeting of the *new Council* on Wednesday, February 6<sup>th</sup> again at the Long Beach Convention Centre.

Please do not miss the **Awards Ceremony & National & IUPAB Kachalski Lecture** of Roger Kornberg, Stanford University on Monday February 4<sup>th</sup>, 20:00 – 21:30h, the **IUPAB Arne Engström Lecture** of Ueli Aebi, Universität Basel on Tuesday, February 5<sup>th</sup>, 10:45 – 12:15h and the **IUPAB G. N. Ramachandran Lecture** of Girjesh Govil, Tata Institute of Fundamental Research, India on Tuesday, February 5<sup>th</sup>, 19:00 – 20:30h.

With best regards  
Fritz Parak, Secretary General



## A short scientific contribution

This chapter was introduced regularly into IUPAB NEWS in order to make the issue more interesting. Moreover, it makes it easier to know what research projects are performed by the Council Members of IUPAB.

### Unfolding for binding

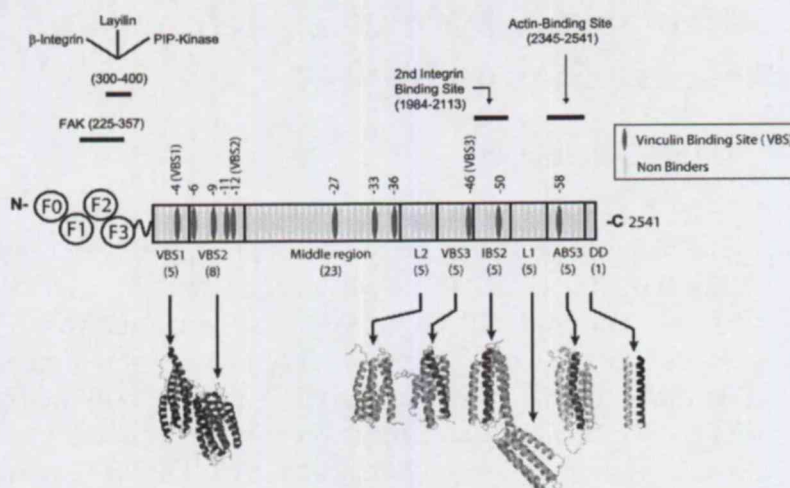
Gordon C. K. Roberts

Henry Wellcome Laboratories for Structural Biology, Department of Biochemistry,  
Henry Wellcome Building, University of Leicester, Leicester, UK, gcr@le.ac.uk

The role of dynamics in the function of proteins, from enzymes to signalling proteins, is widely recognised. In many cases, the dynamic process is a relatively localised one, involving motion of a limited number of key residues, while in others large scale domain movements may be involved. These motions all take place within the context of a folded protein; however, there is increasing evidence for the existence of some proteins where a transition between folded and unfolded structures is required for function. In particular, there are now many examples of "intrinsically disordered" proteins [1, 2], including proteins involved in cell cycle regulation, signal transduction, DNA binding and the regulation of gene expression [3]. The function of many of these proteins involves interactions with other proteins or with nucleic acids, and this is associated with a transition to a folded, or at least partially-folded, state (*e.g.*, [4, 5]); the requirement for this transition, driven by the binding energy, may be an important contribution to the specificity of the interaction [1, 2, 5]. These apparently unfolded proteins or domains often contain regions with a low population of a folded conformer or with transient secondary structures which can be difficult to detect but which can form the sites for productive interactions with target molecules and hence can be important for function (*e.g.*, [5-9]).

Much more unusual are proteins which exist in a stable folded conformation but which must *unfold* in order to interact with a partner protein. We have recently described this behaviour in detail by NMR and EPR in domains from the cytoskeletal protein talin in its interaction with vinculin.

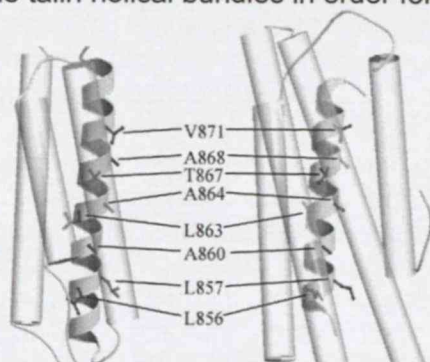
Talin (2541 amino acids) is one of several cytoskeletal proteins involved in coupling the integrin family of cell adhesion molecules to the actin cytoskeleton in cellular junctions with the extracellular matrix. The domain structure of talin is entirely consistent with its role in linking integrins and actin [10]: the N-terminal globular head contains a FERM domain that binds the NpXY motif in the  $\beta$ -integrin subunit cytoplasmic domain and the head is linked to an elongated flexible rod that contains a second lower affinity integrin binding site, a highly conserved actin binding site and binding sites for vinculin, one of the best characterized talin binding proteins [11, 12]. We have identified 11 vinculin binding sites (VBSs) in the talin rod, each of ~25 amino acids, corresponding to a single predicted amphipathic  $\alpha$ -helix [13]. We have also determined solution and crystal structures of several VBS-containing domains from the talin rod [13-16]. These show that the talin rod comprises a series of helical bundles (Figure 1). The most notable feature of the structure of those domains which contain VBSs is that the hydrophobic residues defining VBSs are buried in the core of these bundles, as they are in the structures of the complexes of VBSs with the Vd1 domain of vinculin (Figure 2; [13-15]). The formation



**Figure 1.** Schematic of the structure of talin, showing the subdomains F0-F3 of the head FERM domain and the predicted helices in the tail, together with experimental structures of domains in the tail.



of the complex between vinculin and talin must thus involve significant structural changes in the talin helical bundles in order for the VBS to become accessible to bind vinculin.



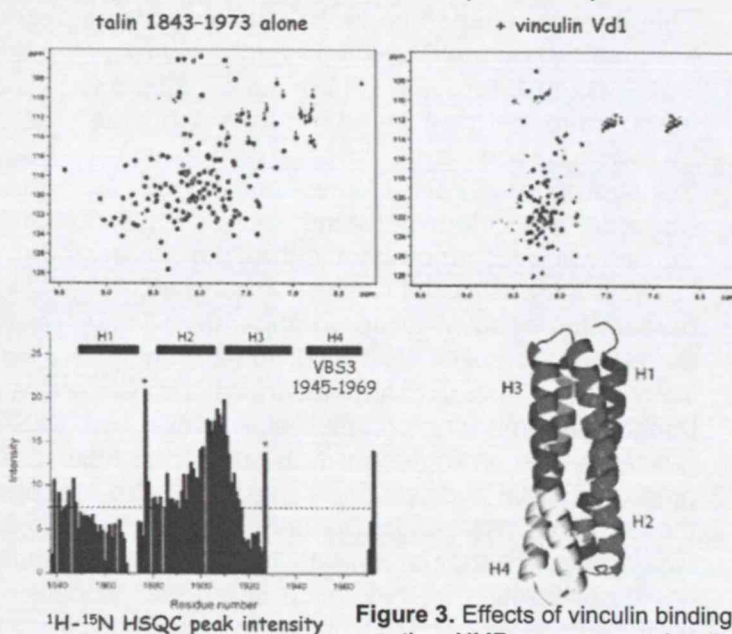
**Figure 2.** Location of residues of VBS2 important for vinculin binding in the talin structure and in the complex of the VBS2 peptide with vinculin Vd1 domain.

dispersed. The decreased number evidence for highly heterogeneous motional properties of the talin fragment in the complex. The cross-peaks which are not observed in the spectrum of this 43kDa complex map predominantly onto helix H4, the VBS that makes a direct contact with vinculin; the spectrum suggests that the majority of the rest of the domain – about two-thirds of it – adopts a flexible random coil structure in the complex [14].

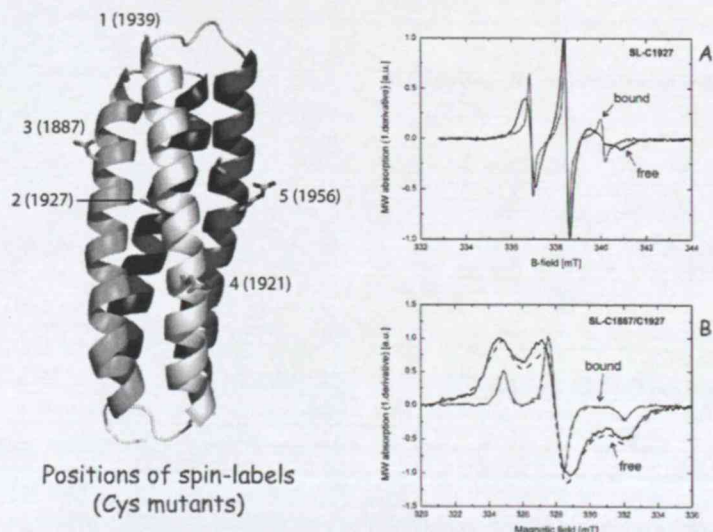
Further evidence for a major unfolding of this talin domain on binding vinculin came from site-directed spin-labelling [17] experiments. Mutants of the talin domain were made to place cysteine residues at key positions in

We have used NMR and EPR to show that binding is indeed accompanied by a major structural change in the talin domains, amounting to unfolding of the helical bundles [13, 14]. For example, Figure 3 shows the effect of binding a talin domain (residues 1843-1973, containing VBS3) to the relevant domain of vinculin on the  $^1\text{H}$ - $^{15}\text{N}$  HSQC spectrum of the talin domain. For the talin domain on its own, all the expected cross-peaks in the spectrum

are observed and are well-dispersed, as expected for a folded protein or domain. However, on addition of the Vd1 domain of vinculin the number of cross-peaks observed decreases, and those which are observed have narrower line widths and are markedly less well-dispersed. The decreased number of cross-peaks observed in this spectrum provides



**Figure 3.** Effects of vinculin binding on the NMR spectrum of talin 1843-1973 [14]



the four-helix bundle, as shown in Figure 4; these mutants were labeled with a nitroxide spin label to give singly or doubly spin-labeled proteins, the EPR spectra of which then provide information on the local mobility and on the distances between the nitroxides. Figure 4A shows the room-temperature spectra obtained from a mutant spin-labeled on C1927, in

**Figure 4.** Effects of vinculin binding on the EPR spectra of spin-labelled mutants of talin 1843-1973 [14]

the absence and presence of



vinculin Vd1. In the absence of Vd1 two components of the high-field line are visible in the spectrum, indicating a restricted motion of the nitroxide, consistent with the NMR structure which shows C1927 pointing toward helix 2. In the presence of Vd1 the spectral component which represents the restricted motion vanishes and the spectrum as a whole becomes sharper, indicating a very high mobility of the nitroxide on C1927. This suggests that in the complex helix 3 has become disordered and that the spin label is no longer close to helix 2. EPR measurements at low temperature were carried out to determine the distances between the two nitroxide groups within each of the doubly labeled mutants, using the effects on the shape of the spectrum arising from the dipolar interaction between the unpaired electrons of the two nitroxides. For example, in the sample labelled on C1887 and C1927 (Figure 4B) the spin labels are on different helices, and in both cases the clear spin-spin interaction observed in the isolated talin 1843-1973 is consistent with the four-helix bundle structure. However, neither of these samples shows any spin-spin interaction in the complex with Vd1, indicative of an inter-nitroxide distance of  $>20\text{\AA}$ , of a substantial separation of helices H2 and H3, and hence of the unfolding of the four-helix bundle on complex formation. Thus, the combined use of NMR and EPR provides complementary data on the structure and dynamics of the complex, demonstrating clearly that the talin domain is largely unfolded in the complex [14].

This unusual phenomenon of "unfolding for binding" has now been observed in all three of the talin rod domains studied to date. To examine the relationship between fold stability and Vd1 binding directly, we introduced mutations into the talin 755–889 domain predicted to further stabilize the 755–889 four-helix bundle. The structure of this bundle is characterized by two threonine pairs (Thr-775/Thr-809 and Thr-833/Thr-867) that are accommodated within the hydrophobic core of the bundle [13]. A mutant in which these threonine pairs were replaced by isoleucine/valine pairs, T775V/T809I/T833I/T867V, referred to as the VIIV mutant was much more stable than the wild-type and was less than 50% unfolded even at 95 °C. This increased stability was accompanied by a clear decrease in the affinity of the mutant domain for vinculin at room temperature [14]. This and other work clearly establishes that the inherent stability of the individual amphipathic helical bundles making up the talin rod is likely to play a significant role in determining the activity of any VBS contained within the bundle. An emerging common characteristic of VBS-containing domains in the talin rod is a helical bundle arrangement with one of the helices having decreased stability and a smaller area of internal hydrophobic contact with the rest of the bundle. This creates a weak spot in the structure, allowing it to unfold when vinculin binds, providing access to the vinculin binding surface that is normally buried inside the bundle. This unfolding for binding suggests novel possibilities for regulation of the talin/vinculin interaction by modulation of the stability of the domains, for example by phosphorylation or by mechanical stretch. The exact mechanism of the talin unfolding upon complex formation is currently unclear. The stability of the talin helical fold suggests an active role of the initial vinculin/talin contact in the unfolding process and experiments to test this are in progress.

1. Dyson, H.J., & Wright, P.E. (2005) *Nature Rev. Mol. Cell Biol.* **6**: 197-208.
2. Tompa, P. (2005) *FEBS Letts.* **579**: 3346-3354.
3. Vucetic, S., et al. (2002) *Bioinformatics* **21**: 137-140.
4. Kriwacki, R.W., et al. (1996) *Proc. Natl. Acad. Sci. USA* **93**: 11504-11509.
5. Sugase, K., Dyson, H.J., & Wright, P.E. (2007) *Nature* **447**: 1021-1025.
6. Bienkiewicz, E.A.A., et al. (2002) *Biochemistry* **41**: 752-759.
7. Hua, Q.-X., et al. (1998) *Biochemistry* **37**: 5858-5866.
8. Golovanov, A., et al. (2001) *J. Mol. Biol.* **305**: 121-135.
9. Golovanov, A., et al. (2001) *Eur. J. Biochem.* **268**: 2253-2260.
10. Critchley, D.R., (2004) *Biochem Soc Trans.* **32**: 831-6.
11. Demali, K.A., (2004) *Trends Biochem Sci.* **29**: 565-7.
12. Jockusch, B.M., & Rudiger, M. (1996) *Trends Cell Biol.* **6**: 311-5.
13. Fillingham, I., et al. (2005) *Structure* **13**: 65-74.
14. Gingras, A.R., et al. (2006) *Biochemistry* **45**: 1805-1817.
15. Papagrigoriou, E., et al. (2004) *EMBO J.* **23**: 2942-51.
16. Gingras, A.R., et al. (2007) submitted.
17. Hubbell, W.L., Cafiso, D.S., & Altenbach, C. (2000) *Nature Struct. Biol.* **7**: 735-9.



## 53<sup>rd</sup> Council Meeting

### Agenda

- 53.1 Adoption of the Agenda
- 53.2 Apologies for absence
- 53.3 Minutes of the 52<sup>nd</sup> Council Meeting, Ottawa, September 2006  
Matters arising from the above meeting
- 53.4 16<sup>th</sup> International Congress, Long Beach
- 53.5 Minutes of the Executive Committee meeting, Beijing , September 2007  
Matters arising from the Executive Meeting  
17<sup>th</sup> International Congress, Beijing
- 53.6 Business for 17<sup>th</sup> General Assembly
- 53.6.1 Official delegates appointed by Adhering Bodies
- 53.6.2 Applications for Admission/changes of membership arrangements
- 53.6.3 Nomination of candidates for Posts of Officers and Council Members
- 53.6.4 Invitations to host the 2014 Congress
- 53.7.5 Reports from Task Forces and future policy for Task Forces
- 53.8 Financial Report for 2005 - 2007
- 53.9 Budget for 2008
- 53.10 Quarterly Review
- 53.11 Applications for sponsorship 2009
- 53.12 Draft Agenda for the 54<sup>th</sup> Council Meeting
- 53.13 Other Business

### Agendum 53.3

The minutes were communicated in IUPAB NEWS 52

### Agendum 53.6.4

There are three Adherent Bodies, which want to host the Congress 2014. The proposed locations are. Graz (Austria), Brisbane (Australia) and Rio de Janeiro (Brazil). Information on the applicants is found in the Annex.

### Agendum 53.5

**Executive Committee Meeting  
Beijing  
September 2007**

### Minutes

- 52.1ex The presentations of the Chinese hosts have been discussed. The result is documented in the Contract (compare 52.8ex)
- 52.2ex The state of the preparation of the Congress 2008 was discussed. Jean Garnier explained the way to select the successful candidates for travel grants. It was criticized that an abstract could only be submitted if the abstract handling fee was paid by credit card. With the help of an e-mail contact of Ian Smith and Ro Kampmann this problem was solved.  
The Ramachandran Lecture will be chaired by Prof. W. Olson  
The Engstrom Lecture will be chaired by Prof. K. Nagayama  
The laudation at the Kachalski lecture will be given by Prof. I. Smith. The chair persons should use the opportunity to advertise the Beijing Congress 2014. Especially after the Ramachandran lecture the new IUPAB President should invite people to Beijing.  
A change of subscriptions will be proposed to the General Assembly: Category 1: 4500,-Euro, Category 2: 2250,- Euro, Category 3: 750,- Euro, Observer: 100,- Euro.  
With some minor corrections the proposal for the agenda of the General Assembly (extraordinary and ordinary) was accepted. 10 to 15 minutes should be given to Prof. Chaimovich for a brief presentation of ICSU
- 52.3ex QRB finally made a proposal for the future cooperation with IUPAB. The proposed financial arrangements are still very unsatisfying. Ian Smith will continue the negotiations.
- 52.4ex Cris dos Remedios (Australia) is nominated as Secretary General
- 52.5ex P.J. Cozzone (France) is nominated as Treasurer
- 52.6ex At present there is no candidate as President-Elect. It was decided to encourage some qualified persons to be a candidate.
- 52.7ex The future of honorary lectures has been discussed. The Ramachandran lecture as well as the Engstrom lecture gets financial support from IUPAB using the special funds. Speakers are selected by the Executive Committee. Council members can make proposals.  
One of the plenary lectures should be called the Katchalski lecture. It should be the first lecture of a Congress. The hosts should select one outstanding scientist for this lecture.
- 52.8ex A contract with the Biophysical Society China for the Conference in Beijing 2011 was formulated and signed.
- 52.9ex Applications for the Congress 2014 came from Australia, Austria and Brazil. It was decided that the IUPAB logo can not be used in advertisements.



## Agendum 53.9

Budget 2008 (estimated)

in EUR		2008 estimated
<b>Income</b>		
	Subscription from adhering bodies	60 000,00
	Grant from UNESCO	3 500,00
	From Biophysics Society	17 800,00
	Bank interests	800,00
	Quarterly Review	200,00
	<b>Total income (A)</b>	<b>82 300,00</b>
<b>Expenditure</b>		
2.1	Scientific activities	
	Travel Fellowship Long Beach	35 000,00
	Travel expenses for IUPAB Council	25 000,00
	Registration fee Long Beach	3 000,00
	Routine meetings	
2.2	Other activities	
	Dues to ICSU	3 600,00
2.	Administrative Expenses	
	Secretary Services	1 000,00
	Bank charges	1 800,00
	Audit fees	1 800,00
	Tax 2006 in France	150,00
	IUPAB NEWS, Web	1000,00
	IUPAB NEWS printing plus mail	
	<b>Total Expenditure (B)</b>	<b>72 350,00</b>
	<b>Resultat (A-B)</b>	<b>9 950,00</b>

## Agenda for the Extraordinary General Assembly Long Beach 2008

17.1ex.	Accreditation of Delegates
17.2ex	Adoption of Agenda
17.3ex.	Change of the Category of Adhering Bodies
17.4ex	Admission of New Adhering Bodies and Observers
17.5ex	Change of Statutes
17.6ex.	Rules of Procedure

## Agenda for the 17<sup>th</sup> General Assembly Long Beach 2008

17.1ga	Accreditation of new Delegates
17.2ga	Adoption of the Agenda
17.3ga	Approval of the Minutes of 16 <sup>th</sup> General Assembly, Montpellier 2005
17.4ga	Report of the President
17.5ga	Report of the Secretary General and Financial Report
17.6ga	Subscriptions
17.7ga	Presentation of ICSU
17.8ga	Presentation of Reports of Task Forces
17.9ga.	Election of Officers and Council Members
17.10ga.	16 <sup>th</sup> International Biophysics Congress, Long Beach, USA
17.11ga	17 <sup>th</sup> International Biophysics Congress, Beijing China
17.12ga.	Place and date of 18 <sup>th</sup> International Biophysics Congress
17.13ga	Any other approved business



## Agendum 17.4ga

### Report of the President for 2006 - 2008

It has been truly a pleasure to serve as President of the IUPAB during the past several years. I have seen a rise in the importance of biophysics in world science, in particular its importance to the applied world of medicine. Interdisciplinary is the new buzzword – we have been doing this for decades! Our strength is our ability to span the disciplines, to accept that we cannot know everything, and to work in teams. I see a very fruitful and satisfying future for our discipline.

The Council and its Executive have been busy over the past two years. We have seen a variety of workshops dedicated to spreading our knowledge around the world. These have been reported in IUPAB News as they have happened. In my view this is one of the most important activities of IUPAB. I have attended two of these, one in Croatia and one in Russia, and in both cases have been very impressed by the level of communication between disciplines and between age groups. The latter I noticed particularly in our workshop “Biomolecular Structure and Function” organized by Council Member, Greta Pifat-Mrzljak in Croatia.

Another essential task of our Council is to plan our triennial congresses. We had a splendidly successful congress in Montpellier in 2005, in collaboration with the European Society for Biophysics, EBSA and the French biophysical societies. We are now looking forward to our joint congress/meeting with the Biophysical Society, February 2 - 6, 2008 in Long Beach, California. We have worked hard with our collaborators to blend our approaches to knowledge translation. While the mix is not as international in coverage as we wished, we expect a record total attendance for both organizations of approximately 6000 scientists.

Of course we are looking ahead from 2008. At the General Assembly in Montpellier it was decided to hold our 2011 congress in Beijing, China. In September 2007, the Executive Committee visited Beijing to meet with our partners, the Biophysical Society of China and the Chinese Academy of Science, to plan the next congress. We had a very successful interaction with our Chinese colleagues and can see that this next congress will be a giant event, linking the East with the West in the charming environment of Asia. The coming of the 2008 Olympics to Beijing has led to many efficiencies, making our 2011 congress even more pleasant to anticipate. In addition, we have already had several proposals for the 2014 congress that will be considered at the General Assembly in February, 2008.

Our Council is refreshed at every International Congress. Nominations for the positions vacated by our retiring members are currently being accepted. A special opportunity is for the position of Secretary General, the real “general” of IUPAB. We are extremely grateful to our retiring incumbent, Professor Fritz Parak for his dedication and diligence during the past six years.

At Long Beach, 2008, we shall present to an extraordinary General Assembly, a proposal for a revised governance of IUPAB. Instead of two vice-presidents, one of whom will become president by election, we shall choose a single president-elect, who will then become president at the next General Assembly.

We have been in consultation with the Cambridge University Press regarding the operation of our sponsored journal, *Quarterly Reviews of Biophysics*. IUPAB would like to have much more input into the operation of the journal. Negotiations are currently underway.

Our executive has been in frequent communication with ICSU, the International Council for Science. ICSU is the umbrella body for international science, to which IUPAB adheres. In previous reports we have questioned the value that biophysicists receive from their



subscription. I have been in contact with the Senior Managers of ICSU, and see that they appreciate the need to be more accountable to their stakeholders, both scientific unions and national bodies. Their strategic plan was released in 2007, and is available at <http://www.icsu.org>. I have discussed our issues, with Thomas Rosswall, ICSU Executive Director, as well as with the presidents of other unions. I believe that with improved communications, we shall be able to convey our views and see an impact from their transmission. There is no doubt that an international umbrella association is valuable; our aim is to make it as impactful as possible.

The support paid to ICSU by unions and adhering countries has traditionally been paid in US dollars. ICSU has recently converted these to Euros. IUPAB will propose to do so with its dues to the adhering bodies at a rate that is not punitive.

As part of our outreach, IUPAB has supported task forces in various subjects. You have seen their reports in issues of IUPAB News. At the General Assembly in Long Beach, we shall consider their impacts and the possible need for more, or different, task forces.

I look forward to meeting you all at Long Beach, to increased impact of IUPAB, and to our future endeavours in spreading our knowledge.

Ian C.P. Smith

## **Agendum 17.5ga**

### **Report of the Secretary General**

### **Financial Report 2005 - 2007**

#### **Introduction:**

The International Union for Pure and Applied Biophysics was formed in Stockholm in 1961 and was established as the International Union in 1966, when it became a member of ICSU. Its objectives are: to organize international co-operation in biophysics and promote communication between the various branches of biophysics and allied subjects; and to encourage within each adhering body co-operation between the societies that are interested in the advancement of biophysics in all its aspects.

In order to achieve these objectives, it has power to: set up Commissions and other bodies for special purposes; to organize international meetings and conferences; collaborate with other scientific organizations; act in all ways as a constituent Union of the International Council of Scientific Unions in accordance with the Statutes of that body; and develop any activity deemed helpful in forwarding its declared objectives.

#### **Membership:**

The number of adhering bodies of IUPAB is now 36 plus 12 "Observers". In addition there are two former Adhering Bodies where there is no longer any contact (Irac and Vietnam). Formally they are counted as "suspended". Mexico left the IUPAB because of financial reasons.



## **Organizational Matters:**

The Union is registered in France according "Loi du 1er Juillet 1901 - Art. 5" Contacts go via the Secretary General. The IUPAB has at present two bank accounts at the Crédit Lyonnais Bank in Paris, one in USD and one in EUR. An important task was the preparation of some changes of statutes and the "Rules of Procedure". The changes were formulated by the Executive Committee and finally adopted at the Council Meeting 2006 in Ottawa. All Adhering Bodies got the present version with the IUPAB NEWS No 52. The text will be presented to the General Assembly 2008 for decision. It is given once more in Annex A and Annex B.

## **IUPAB Activities**

### **Extraordinary General Assembly**

#### **16<sup>th</sup> General Assembly, Montpellier August 28<sup>th</sup> 2005**

The minutes of the General Assemblies are published in IUPAB NEWS Nr51 (December 2005). Here only some main topics are reviewed once more. In the Extraordinary General Assembly the Biophysical Society became a category 1 Adhering Body. The Changes of the Statutes were accepted with 2 dissenting votes and no abstains.

The reports of the President and the Secretary General, given in the 16<sup>th</sup> General Assembly was published in the IUPAB NEWS Nr 50. The reports of Task forces have been communicated in IUPAB NEWS 50 and 51. The following Council Members were elected for 2005 - 2008:

PRESIDENT: I C P Smith (Canada), PAST PRESIDENT: J Garnier (France), VICE-PRESIDENTS: K Nagayama (Japan), W K Olson (USA), SECRETARY-GENERAL: F G Parak (Germany) MEMBERS OF COUNCIL: R Brasseur (Belgium), P Brzezinski (Sweden), F Conty (Italy), P Laggner (Austria), G Pifat-Mrzljak (Croatia), F B Barrantes (Argentina), M Prieto (Portugal), Z Rao (China), C G dos Remedios (Australia), G C K Roberts (UK), A B Rubin (Russia), T P Singh (India).

#### **The 51<sup>st</sup> Council Meeting, Montpellier. August 2005**

This Council Meeting has taken place at the end of the Congress. It was the first meeting of the new council. Some members of the old council participated also. Main topics were the decision on grants for 2006 and the final decision that the Congress 2011 will be in Beijing. It was accepted that some of the duties of a Secretary General will be transferred to a treasurer. The minutes of this council can be found in IUPAB NEWS 51.

#### **The 52<sup>nd</sup> Council Meeting, Ottawa, September 2006**

In contrary to IUPAB tradition this Council meeting occurred in the year after the Congress and not two years after. The reason for this shift was the need to propose speakers for the Long Beach Congress in time to fit into the time schedule of the Biophysical Society. There were strong efforts to propose an excellent international program considering scientists from all countries of the world. Unfortunately, only very few proposals were accepted by the



program committee where the IUPAB members were a minority. The minutes were communicated in IUPAB NEWS 52.

### **Executive Committee Meeting Beijing, September 2007**

The main purpose of this meeting was to make prearrangements for the Congress in 2011. As the result we have now a signed contract which clarifies the duties and rights of the Chinese Biophysical Society and the IUPAB. One important topic was to keep the registration rate as small as possible. Another topic was the discussion of possible candidates as officers. The minutes of this meeting are in this issue

### **Grants 2006 - 2007**

The IUPAB sponsored a variety of special meetings. Here is an overview:

- 1.) International Summer School on Biophysics, Supramolecular Structure and Function**, Rovinj (Croatia); September 16-28, 2006; Organizer: Greta Pifat-Mrzljak.  
IUPAB support: 2 500 USD (Report in IUPAB NEWS 52)
- 2.) Workshop on Biocalorimetry and Biological Thermodynamics (WBBT 2006)**, Rio de Janeiro (Brazil); April 30 – May 04, 2006; Organizer: M. Lucia Bianconi and Márcio Francisco Colombo  
IUPAB support: 8 000 USD (Report in IUPAB NEWS 52)
- 3.) Proteins as Cellular Nanomachines: Molecular Motors, Channels, Pumps**, Rio de Janeiro (Brazil); May 08-19, 2006; Organizer: L. C. Cameron and J. R. Sotelo  
IUPAB support: 4 500 USD (Report in IUPAB NEWS 52)
- 4.) A Latin American Postgraduate Program of Biophysics**, La Plata (Argentina); 2006; Organizer: J. Raul Grigera  
IUPAB support: 5 900 USD
- 5.) Mechanisms of Mechanotransduction in Living Cells**, Yerevan (Armenia); 1-4 August, 2006; Organizer: Sinerik N. Ayrapetyan  
IUPAB support: 7 500 USD (Report in IUPAB NEWS 52)
- 6.) 2<sup>nd</sup> workshop on Biophysics of Membrane-active Peptides**, Lisbon (Portugal), April 1 - 4, 2007; Organizer: Miguel A. R. B. Castanho  
IUPAB support: 3 000 USD (Report in this issue)
- 7.) Regional Biophysics Conference**, Balatonfüred (Hungary), August 21-25, 2007; Organizer: László Zimányi  
IUPAB support: 3 000 USD (Report in this issue)
- 8.) Modern Spectroscopy Methods in Studying Structure and Function of Biopolymers in Biology and Medicine**, Dubna (Russia), May 28 – June 2, 2007; Organizer: Andrew Rubin  
IUPAB support: 8 000 USD (report in this issue)
- 9.) International Autumn School – Biophysics for medicine: Principles, Applications, Perspectives**, Romania, October 5-9, 2007; Organizer: Eugenia Kovacs  
IUPAB support: 8 000 USD
- 10.) International Conference of Biological Physics – Southern Cone Biophysics Congress**, La Plata (Argentina), 27-31 August, 2007; Organizer: J. Raul Grigera  
IUPAB support: 8 000 USD (report in this issue)
- 11.) The Winter School on Biological System**, Ibadan (Nigeria); January 2006; Organizer: Gabriel B. Ogunmola, did not take place



Promised IUPAB support: 7 000 USD.

**12.) Biophysical Structural Aspects of Lipids and its Biological Implications related to Macromolecular Structures and Cell Resistance**, Buenos Aires (Argentina); 7-18 November, 2007; Organizer: Silvia del V. Alonso  
IUPAB support: 7 000 USD still open

### Quarterly Reviews of Biophysics

The situation is still not satisfying. Ian Smith is in consultations with the Cambridge University. IUPAB would like to have much more input into the operation of the journal.

### ICSU (International Council for Science)

There is a discussion on our relation ship to ICSU. This topic is treated in the report of the president. A representative of the ICSU will give a short presentation of ICSU's activities.

### Conclusion and Future Plans:

The program of IUPAB meetings continuous to be highly successful in achieving the aims of the Union. The meetings have taken place in all continents of the world; they have covered a wide range of topics in biophysics. It is expected that the Council of IUPAB will continue to support several scientific meetings and/or workshops each year according to criteria that include (i) the extent to which the meeting is to be of an international nature (ii) the extent to which participants will include young scientists and those from developing countries (iii) the aim to ensure a good geographical coverage of IUPAB-supported meetings (iv) an appropriate coverage of different aspects of biophysics. The Adhering Bodies are encouraged to organize workshops and to apply for grants.

### Financial Report for 2005 - 2007

in EUR	31/12/2005	31/12/2006	25 October 2007
<b>Cash Balances</b>			
Merrill Lynch	86 084,53	22 209,07	0
Crédit Lyonnais (EUR account)	5 824,36	1 977,98	47 717,45
Crédit Lyonnais (USD account)	46 759,71	98 370 33	67 710,01
Investment SICAV	24 931,15	25 942,95	26 000,00
Investment 3,5%0205OA	64 998,98	63 688,81	63 688,00
cash	59,94	53,91	53,91
<b>Total Bank Balance</b>	<b>228 658,67</b>	<b>212 243,05</b>	<b>205 169,37</b>
<b>Income</b>			
Subscription from adhering bodies	57 857,00	68 495,00	34 667 38
Subscription 2005 received in 2006	13 076,00		
Subscription 2006-2007 received in 2005	-1 479,00		
Subscription 2003 to 2005		7 233,00	
Subscription 1999 to 2006 received in 2007			15 104,16

	Subscription 2008-2009 received in 2007			2 057,29
	Grant from UNESCO	8 201,00	2356,00	
	Bank interests	364,00	5 081,00	761,86
	Int.2004 to receive in 2005	4 603,00		
	Quarterly Review	127,00	85,00	235,36
	Reimbursement undue bank charge			34,50
	<b>Total income (A)</b>	<b>82 758,00</b>	<b>83 250,00</b>	<b>52 860,55</b>
	<b>Expenditure</b>			
2.1	Scientific activities	11 253,00		
	Council Ottawa		22 129,44	1 856,42
	Sponsorship of scientific meetings / Grants	44 259,00	37 544,62	21 255,36
	Meeting CODATA			1 673,91
	Meeting ICSU Rome			3 291,74
	Travel Fellowship	39 060,00		
	Invited Speakers	13 296,00		
	Travel expenses for IUPAB Council 2006			5 061,86
	Routine meetings	2 476,00		
2.2	Other activities			
	Dues to ICSU	2 958,00	2 998,00	3 583,00
		430,00		
2.	Administrative Expenses	755,00		
	Secretary Services	2 074,00		
	Bank charges	161+ 1 800	1770,78	1 007,62
	Audit fees		3405,60	1 800
	Tax 2006 in France			150
	IUPAB NEWS, Web	486,00	779,76	598,65
	<b>Total Expenditure (B)</b>	<b>119 008,00</b>	<b>68628,20</b>	<b>43 588,45</b>
	<b>Resultat (A-B)</b>	<b>-36 250</b>	<b>14 622</b>	<b>9272,10</b>

## Agendum 7: Election of Officers and Council Members

The 17<sup>th</sup> General Assembly of IUPAB will take place in Long Beach on Monday, February 4<sup>th</sup> 2008 from 13:00 to 16:00h in the Long Beach Convention Centre, Terrace Theatre. There will be first an Extraordinary General Assembly deciding on the change of Statutes and on the Rules of Procedure. Please note that no changes of the draft, which was already communicated (IUPAB NEWS 52) are possible. You can vote only yes or no. At this General Assembly also changes of category or on the membership are decided. All decisions are already valid in the Ordinary General Assembly, which follows immediately to the Extraordinary General Assembly. One main topic is the election of the new Council.

In accordance with the new Statutes of IUPAB, the following elections are due to take place:



## President

One of the two current Vice-Presidents, Professor Wilma Olson (USA) or Professor K. Nagayama (Japan) is to be elected as President for a term of three years.

(n.b. the Vice-President who is not elected as President will remain on the Council for one further period of three years).

## President-elect

The President-elected is to be elected for a period of three years. Afterwards she/he becomes President for a period of three years without a new election.

## Secretary-General

According to Statutes, the Secretary-General holds office for an initial term of six years. Since the present Secretary-General, Professor F. G. Parak is not available after 6 years for another period, a new Secretary General has to be elected.

## Treasurer

For the first time a treasurer has to be elected. He/she shall hold office for 6 years.

## 11 Members of Council

2008 11 ordinary Members of the Council have to be elected. The following members, having served for one term only, are eligible for re-election for one further term:

R Brasseur (Belgium), P Laggner (Austria), G Pifat-Mrzljak (Croatia), F J Barrantes (Argentina), M Prieto (Portugal), Z Rao (China), AB Rubin (Russia).

*Please note also that not more than one representative of a Scientific Community should be in the Council. If a Community is represented already by an officer no member of this Community is eligible as ordinary member of the Council.*

## **Election Procedure and Nominations Received**

The election procedure is described in the Annex B "Rules of Procedure". The Curriculum Vitae of the candidates is given in Annex D. The following candidates can be elected (Names alphabetically following the list of Adhering Bodies):

Name	Given Name	Adhering Body	Candidate as:
Nagayama	Kuniaki	Japan	President
Olson	Wilma	USA	President
Pifat-Mrzljak	Greta	Croatia	President-elect
Rao	Zi-He	China	President-elect
Roberts	Gordon C. K.	United Kingdom	President-elect
Singh	Tej P.	India	President-elect

Cozzone	Patrick	France	Treasurer
Dos Remedios	Cris	Australia	Secretary General
Alonso	Alicia	Spain	Council Member
Andjus	Pavle R.	Serbia	Council Member
Barrantes	Francisco	Argentina	Council Member
Bartosz	Grzegorz	Poland	Council Member
El Gohary	M. L.	Egypt	Council Member
Jagannathan	N. R.	India	Council Member
Kovács	Eugenia	Romania	Council Member
Laggner	Peter	Austria	Council Member
Morales	Marcello Marcos	Brazil	Council Member
Nienhaus	Gerd Ulrich	Germany	Council Member
Prieto	Manuel	Portugal	Council Member
Rao	Zi-He	China	Council Member
Rubin	Andrew	Russia	Council Member
Seddon	John M.	United Kingdom	Council Member
Separovic	Frances	Australia	Council Member
Wang	Andrew H.-J.	China (Taipei)	Council Member
Závodszyk	Péter	Hungary	Council Member

#### Delegates at the General Assembly:

Country	Number of delegates	Delegates
Argentina	1	Silvia del V. Alonso
Armenia	0	
Australia	1	Brett Hambly
Austria	1	Peter Laggner
Azerbaijan	0	
Belarus	0	
Belgium	1	Still not nominated
Brazil	1	Marcelo Marcos Morales
Bulgaria	0	
Canada	2	Michele Auger / Ian Smith
Chile	0	
China (Beijing)	2	Zihe Rao / Xiyun Yan
China (Taipei)	2	Tai-huang Huang / Chi-fon Chang
Colombia	0	
Croatia	1	Vesna Svetlicic
Czech Republic	1	Still not nominated
Denmark	1	Lars Dueholm
Egypt	1	M. I. El Gohary
Finland	1	Markus Linder
France	3	Catherine Royer / Patrick Cozzone / Jean-François Gibrat
Germany	3	Klaus Peter Hofmann / Gerd Ulrich Nienhaus / Fritz G. Parak
Greece	0	



Country	Number of delegates	Delegates
Hong Kong	0	
Hungary	1	J. Tigyi
India	2	N. R. Jagannathan /Tej P. Singh
Iraq	suspended	
Israel	1	Elisha Haas
Italy	2	Pier Luigi San Biagio / Giuliano Colombetti
Japan	3	Still not nominated
Korean Republic	1	Still not nominated
Netherlands	2	G.Th. Robillard / still not nominated
New Zealand	1	David Parry
Norway	1	Still not nominated
Poland	1	Grzegorz Bartosz
Portugal	1	Manuel Prieto
Romania	1	Eugenia Kovács
Russia	3	V.A. Shuvalov / A.B.Rubin / E.E. Fesenko.
Saudi Arabia	1	Mohammed H .AL-Badrani
Serbia	1	Miroslav Zivic
Slovak Republic	1	Still not nominated
Slovenia	1	Still not nominated
Spain	2	Juan Carmelo Gómez / Alicia Alonso
Sweden	2	Johan Åqvist / Göran Lindblom
Switzerland	2	Still not nominated
Turkey	0	
Ukraine	0	
United Kingdom	3	John Seddon / Anthony Watts / Gordon C.K. Roberts
United States	3	Still not nominated
Uruguay	0	
Venezuela	0	
Vietnam	0	suspended
Biophys. Society	3	Still not nominated

### **PRESIDENTS OF IUPAB**

1961 - 1964	Arne Engström	Sweden
1964 - 1969	Ahron Katchalsky (Kaczir)	Israel
1969 - 1972	Feodor Lynen	Germany
1972 - 1975	John C Kendrew	U K
1975 - 1978	Britton Chance	U S A
1978 - 1981	Setsuro Ebashi	Japan
1981 - 1984	Richard D Keynes	U K
1984 - 1987	Bernard Pullman	France
1987 - 1990	Lee D Peachey	U S A
1990 - 1993	Maurizio Brunori	Italy
1993 - 1996	Herman J C Berendsen	The Netherlands
1996 - 1999	David A D Parry	New Zealand
1999 - 2002	Israel Pecht	Israel
2002 - 2005	Jean Garnier	France
2005 - 2008	Ian Smith	Canada

### **SECRETARIES GENERAL IUPAB**

1961 - 1972	Arthur K Solomon	U S A
1972 - 1978	Richard D Keynes	U K
1978 - 1984	Kurt Wüthrich	Switzerland
1984 - 1993	Joseph Tigyi	Hungary
1993 - 2002	Anthony C T North	U K
2002 - 2008	Fritz G Parak	Germany

### **LOCATIONS OF INTERNATIONAL BIOPHYSICS CONGRESSES**

1961	Stockholm, Sweden
1966	Vienna, Austria
1969	Cambridge, Mass., U S A
1972	Moscow, U S S R
1975	Copenhagen, Denmark
1978	Kyoto, Japan
1981	Mexico City, Mexico
1984	Bristol, U K
1987	Jerusalem, Israel
1990	Vancouver, Canada
1993	Budapest, Hungary
1996	Amsterdam, The Netherlands
1999	New Delhi, India
2002	Buenos Aires, Argentina
2005	Montpellier, France
2008	Long Beach, USA
2011	Beijing, China



## Report on sponsored meetings

### 1. International Symposium "Modern Spectroscopy Methods in Studying Structure and Function of Biopolymers in Biology and Medicine", Dubna, Russia, May 28 – June 2, 2007

This meeting was partly sponsored by IUPAB and organized by Council Member Andrew Rubin, Eugene Krasavin, Galina Riznichenko, and a large group of colleagues in Moscow and Dubna. Considerable support was provided by Russian sources. The Symposium was held in the delightful city of Dubna, about 100 km north of Moscow on the Volga River. Dubna is essentially a science city with many laboratories and service buildings. Its tranquility provided an excellent opportunity to meet people and discuss everything from science to geography. It stood out in contrast to the hectic and dynamic atmosphere of Moscow.

The attendance was roughly 75 persons, including speakers. Participants came of course from Russia, but also from Armenia, Azerbaijan, Bulgaria, Denmark, Germany, Switzerland, France, USA and Canada. Social occasions included not only a delectable reception, but also swimming in the Volga River. The latter was very pleasant given the very warm weather.

A satisfying aspect was the average age of the attendees, probably around 35 years, excluding some of the speakers. This is the next generation of scientists from this part of the world, and it was pleasant to watch them interacting and enjoying each others' presentations and posters. A remarkable feature is that the entire proceeding took place in the English language, despite a majority of persons whose first language is Slavic.

I gave an introduction to IUPAB and ICSU, and encouraged the audience to attend the Biophysical Congress in Long Beach, February, 2008. I would like to think that holding the Symposium in Russia has contributed to stronger interactions between Russian scientists and IUPAB.

Ian Smith, President of IUPAB

### 2. "2<sup>nd</sup> workshop on biophysics of membrane-active peptides", Lisbon, Portugal, April 1<sup>st</sup> -4<sup>th</sup>, 2007

#### a) Summary

The "2<sup>nd</sup> workshop on biophysics of membrane-active peptides" was the second meeting of a series of meetings bringing together researchers from the various fields of membrane biophysics and peptide biochemistry that started with the title "Workshop on biophysics of membrane-permeabilizing and membrane-translocation peptides" in Berlin, in April 2005.

The meeting followed its original plan, with four symposia:

- Membrane-translocating peptides / Cell penetrating peptides
- Membrane-permeabilizing peptides / Antimicrobial peptides
- Fusogenic peptides and
- Structure and dynamics in peptide-membrane interaction

Fifteen contributions were selected for oral presentations: There were seven invited topical lectures and three plenary lectures. Dr. Stuart McLaughlin, one of the main speakers could not attend due to a health problem in his family and he was replaced by d. Manuel Prieto, who gave a lecture titled "Protein amyloid-like fiber formation induced by negatively charged membranes".



123 people attended to the meeting, about half of them being Ph.D. students. There were more than 80 poster communications, 22 countries were represented (Australia, Brazil, Canada, South Korea, USA and many European countries).

A thematic issue of "J. Peptide Sci" devoted to the workshop will be published in fall.

The success of the workshop led the participants to accept the suggestion of Dr. Anne Ulrich to organize a third edition of the meeting in Karlsruhe (Germany) in 2009.

#### **b) The venue and location**

The workshop took place in the University of Lisbon Science Museum. As expected the space involved the visitors in an unique and real 19<sup>th</sup> chemistry scientific setting. It was a site of tremendous historic significance of teaching and research. We believe it was a stimulus for inspiration, creativity, and collaboration amongst participants.

#### **c) The scientific programme**

All symposia followed the same principle: 1-3 topical invited speakers + 3-4 selected communications. Most selected communications were from young scientists. There were a lot of poster communications (82), most of them in the "Structure and dynamics in peptide-membrane interaction" (26) and "Membrane-permeabilizing peptides / Antimicrobial peptides" (25). The "Membrane-translocating peptides / Cell penetrating peptides" section had 16 posters presented while the "Fusogenic peptides" section had 13.

#### **c) Key figures on participants**

The total number of regular participants, including plenary speakers but excluding accompanying guests and local organizers of the workshop was 110.

Regular participants included:

47 graduate students

63 postdoctoral students and principal investigators from academia and industry.

Number invited plenary speakers: 3

### **3. Report of the 6<sup>th</sup> International Conference of Biological Physics, Montevideo, Uruguay, 17-31 August, 2007**

The 6<sup>th</sup> International Conference of Biological Physics was done together with the 5<sup>th</sup> Southern cone Biophysical Congress and the 34<sup>th</sup> Annual meeting of the Argentinean Biophysical Society in Montevideo, Uruguay from the 17 to the 31 of August 2007.

The Conference is the official meeting of the Commission of Biological Physics of IUPAP and was supported by the IUPAP, IUPAB, EMBO, UNESCO, and local sources.

From a total of 378 participants we have had 159 from Argentina (43%), 58 from Brazil (16%), 55 from Uruguay (15%), 15 from Mexico (4%), 10 from different parts of Latin America (total of Latin-American participants 80%), 22 from USA, 10 from Germany, 10 from Japan, 8 from Spain, 5 from France. The rest belong to other European and Asiatic Countries (in total 26 different Countries).

It is interesting to note that around 64 % of participant were young scientist or graduate students and 34 % women, 15 women scientist were invited for oral presentations.

The program contains 7 Plenary Lecture, 1 Public Lecture, 20 Symposia (of four or five presentation each), and more than 300 posters. The Poster sessions has had a very active participation.

Registration fees were fixed as \$ 350, \$ 150 for participant from developed countries, and \$100 for students (\$ 400, \$ 200 and \$139 respectively after the early registration date).

Financial help have taken at least \$15 000 (\$8 000 from IUPAB, \$ 5 000 from IUPAP, \$ 1 000 from the CLAF (Latin American Centre of Physics), and \$ 1000 from other sources



not including the support given by the Argentinean Biophysical Society (SAB) helps all the registered students from Argentina with 70% of the registration fees. The help was distributed among more than 120 travel grants, of different amounts, always for student and young scientist from developing countries. This figures do not to account the mentioned help from SAB.

It was a large support and understanding of invited speakers of all categories that have get their own grant, so no tickets have been paid from the Conference resources. It is worth to note that many invited speakers voluntary contribute with the registration fees. This situation allows us to extend the help and keep the balance to zero.

Proceeding of the Conference will be published in a Special Issue of The Journal of Biological Physics as full papers after peer review.

The contribution of IUPAB was relevant since many more students and young scientist from developing countries where able to attend the Conference.

Raul Grigera

#### **4. Report on the Regional Biophysics Conference 2007, Balatonfüred, Hungary, 21-25 August, 2007**

##### *Data*

RBC2007 lasted for 3 full and 2 half days during 21-25 August, 2007, in Hotel Füred and Congress Center in Balatonfüred, Hungary. It was organized by the Hungarian Biophysical Society, in collaboration with the biophysical societies of Austria, Italy, Slovenia, Croatia and Serbia. There were 156 registered participants from 15 countries, mostly from the 6 ones mentioned above. The conference homepage is still available at [www.brc.hu/rcb2007](http://www.brc.hu/rcb2007). A CD with the abstract book in a pdf file is enclosed.

##### *Scientific part*

The conference consisted of 23 plenary, 26 parallel symposium and 3 company lectures. There were 96 posters, and 12 volunteers participated in the 10 minute poster presentation session. Only one lecture was cancelled due to illness, otherwise the program proceeded exactly according to the timetable published already in advance. The scientific level of the conference has unanimously been highly evaluated. The European Biophysics Journal will devote a special issue to this conference (and a Molecular Recognition conference held a week earlier, also in Hungary), and a large number of participants have indicated so far their intention to submit manuscripts.

##### *Awards*

An *ad hoc* poster judging committee awarded 3 prizes to the best 3 posters presented by students. Alberto Diaspro on behalf of EBSA has offered a waiver of the registration fee to the winners at the 2009 Genoa European Biophysics Congress.

##### *On the future of the BBC*

13 representatives of the regional biophysical societies convened to a round table and discussed the future of the series. Briefly, the series will continue in such a fashion that in 2 steps a transition will be achieved to years alternating with the biennial EBSA Congress. Slovakia will be included in the regional network. The minutes of this meeting are enclosed.

##### *IUPAB support*

IUPAB supported the conference by 2200 EUR, which was spent according to the agreement between IUPAB and the conference organizers; 10 young participants received a waiver of their registration fees. The acknowledgement of receipt of the IUPAB support is enclosed. On behalf of the Organizing Committee I express my gratitude for the support, which contributed to the success of RBD2007.

László Zimányi

## Calendar of IUPAB Meetings

**The joint  
16th International Biophysics Congress (IUPAB)  
and  
Biophysical Society 52nd Annual Meeting (USA)**

**Long Beach, California, USA , February 2-6, 2008**

**<http://www.biophysics.org/meetings/2008/>**

### **Annex A: Introduction of possible host for the 2014 IUPAB Congress**

#### **The Australian Society for Biophysics invites IUPAB to Brisbane**

##### **A Brief History of the Society**

(First published in the journal of the Biophysical Society of Japan, 2007)

The Australian Society for Biophysics (ASB) is a very active society, albeit a small one, with about 150 members. It organizes an annual scientific conference, which is attended by around 100 participants and which highlights the diverse range of interests of our membership. The most recent Annual Conference (our 30<sup>th</sup>) was held in Sydney last December and, as an example of the research areas of interest to Australian biophysicists, featured sessions on Protein Structure and Dynamics (headed by our keynote speaker Art Palmer), Biomimetic Materials, Biophysics of Ion Channels, Membrane Structure and Function and Biophysics of Cellular and Biochemical Processes, in addition to other topics and a poster session.

The ASB was formed following an inaugural meeting held at La Trobe University in Melbourne on 13 May, 1975. Alex Hope (Flinders University) opened the meeting and Hans Coster outlined the necessity of forming a new society, separate from the Biophysics Group of the Australian Institute of Physics. Although the Australian Academy of Science had a National Committee on Biophysics, which was the adhering body to IUPAB, there was no formal Society to represent Biophysics in Australia. An interim committee was set up with Alan Walker (Sydney University) as president and Hans Coster (University of New South Wales, UNSW) as secretary/treasurer. Representatives were nominated from each state and David Parry, a future IUPAB president, was the regional New Zealand representative. The constitution of the Society was passed at the first annual general meeting (AGM) held in May 1976 at the University of New England, Armidale. Peter Mason (Macquarie University) was elected president, Hans Coster secretary and Peter Barry (UNSW) treasurer.

The first Annual Conference and second AGM were held in August 1977 at the University of New South Wales, and the proceedings were published with John Smith (UNSW) as editor.



The third AGM was held in conjunction with the national conference at Flinders University and Alex Hope (Flinders) was elected president. Other presidents over the three decades of ASB's existence have been Bruce Scott (University Tasmania, 1980-1981), Hans Coster (1982-1983), Jan Anderson (CSIRO, 1984-1985), Bill Sawyer (University of Melbourne, 1986-1988), Philip Kuchel (University of Sydney, 1988-1989), Bruce Cornell (CSIRO, 1990-1991), Jim Pope (UNSW, 1992-1993), Christa Critchley (University of Queensland, 1994-1995), Cris dos Remedios (University of Sydney, 1995-1996), Glenn King (University of Sydney, 1997-1998), Frances Separovic (University of Melbourne, 1998-1999), Ray Norton (BRI/WEHI, 2000-2002), Peter Barry (UNSW, 2002-2004) and Boris Martinac (University of WA/ University of Queensland, 2004-2006). Our current president is Brett Hambly (University of Sydney).

The Society was incorporated on 28 July 1998, thanks to the efforts of Cyril Curtain prior to the 22<sup>nd</sup> annual meeting in Canberra. A few years ago the Academy Sub-committee for Biophysics became part of the National Committee for Biomedical Sciences, chaired by Philip Kuchel, a past president of ASB.

From time to time ASB organises its annual conference in conjunction with, or partially overlapping, conferences of kindred societies. The 12<sup>th</sup> annual meeting was held at UNSW, Sydney, in conjunction with the Congress of Physics, to coincide with the Australian bicentenary of European settlement in January 1988. Several conferences (for example in 1999 and 2004) have been held adjacent to the large ComBio conference, which is an annual meeting encompassing a range of biological societies, including the Australian Society for Biochemistry and Molecular Biology. A joint session at ISMAR 95 on Macromolecular Structure and Function was held with the British Biophysical Society. Another joint meeting with the British Biophysical Society on Biomembrane Structure and Function was held at Oxford, UK, as a satellite meeting to IUPAB 1996 in Amsterdam. In 1997, a joint meeting with the Japanese and US Biophysical Societies on muscle proteins was held in Maui with over 80 participants. The ASB organized a workshop on Membrane Protein Structure Determination as a satellite to the Lorne Conference on Protein Structure and Function in February 2004, and, with IUPAB support, also organized a Fluorescence Workshop in Coffs Harbour, NSW, which was followed by ASB 2004 in Perth, WA. In 2005, Cris dos Remedios, Boris Martinac and Ray Norton represented ASB in a joint ASB-JSB session at the 43<sup>rd</sup> Annual Meeting of the Biophysical Society of Japan on the beautiful island of Hokkaido. The 29<sup>th</sup> ASB conference was held in Canberra in 2005 in conjunction with the Australian Physiological Society (APS), and our next conference, the 31<sup>st</sup>, will also be a joint meeting with APS in December 2007 in Newcastle, NSW. The highly interdisciplinary nature of biophysics in Australia is well highlighted by these different joint meetings, but the field, and indeed the Society, retain their unique characteristics. Our annual conferences can be relied upon to provide thought-provoking talks on topics as diverse as the biophysics of music and the remediation of contaminated soils using ultrasonics!

The Society makes two major awards annually. To recognise outstanding contributions to the field of biophysics in Australia and New Zealand and to commemorate the contributions to the Society and to Australian science in general of Sir Rutherford (Bob) Robertson, we inaugurated The Bob Robertson Award of the Australian Society for Biophysics in 2002. The Award is open to all financial members of the Society; while research contributions are of primary importance, other contributions, including to biophysics teaching or service to the discipline, are also considered. Awardees are presented with a medal and a cheque, and deliver a lecture at the Annual Conference. The awardees (2003-2006) are Hans Coster, Alex Hope, Peter Gage, Philip Kuchel and Peter Barry (see photos below, which are in chronological order from top left). In 1995, the Society instituted an award for young investigators, the Young Biophysicist Award (YBA). Its purpose is to encourage members of the Society who are about to or have recently embarked on a career in biophysics. The award



is made to the eligible candidate who makes the best presentation (oral or poster) at the Annual Conference and carries a cash prize.



Robertson Award presentations, 2002-2006

Several members of our Society have made significant contributions to biophysics organisations beyond our shores. David Parry was president of IUPAB from 1997 to 2000, Frances Separovic was a member of IUPAB Council 2003-2005 and Cris dos Remedios was Vice-President 2005-2007. Frances is currently a member of Council of the Biophysical Society (USA), 2007-2009.

Further information about ASB, along with contact details, are available at our website: <http://www.biophysics.org.au/>.

In closing, may we say on behalf of ASB that we are excited by the prospect of closer links with our fellow biophysicists throughout the world, and look forward with enthusiasm to successfully bidding for the International Union of Pure and Applied Biophysics Congress in 2014.

Ray Norton, Walter and Eliza Hall Institute of Medical Research, Australia  
Frances Separovic, University of Melbourne, Australia

August 2007

### **Austria invites IUPAB to Graz**

### **Biophysics in Austria: A Short Survey**



The following article shall serve to illustrate the scientific landscape as a background for the **Austrian bid to host the XVIII. IUPAB Congress, 2014 in Graz**, to be formally presented at the General Assembly of the Union in Long Beach.

Georg Pabst and Peter Laggner

*Institute of Biophysics and Nanosystems Research, Austrian Academy of Sciences, Graz, Austria*

*Email: Georg.Pabst@oeaw.ac.at; Peter.Laggner@oeaw.ac.at*

### **A glimpse on history:**

Several famous Austrians have contributed eminently to the foundations of biophysical sciences long before the name of the discipline became commonplace. To name but the most well-known: **Ludwig Boltzmann** (1844-1906), with his theory of statistical thermodynamics, **Friedrich Reinitzer** (1857-1927) with the discovery of liquid crystals, **Erwin Schrödinger** (1887-1961) with his fundamental ideas on molecular biology and evolution ('What is Life?' 1944), **Max Perutz** (1914-2002) with the pioneering breakthrough in protein crystallography. The latter two pioneers have made their achievements in the exile, away from the Nazi terror in their home country, a fate shared by too many scientists of the last century.

As is the case with many other biophysical communities, also in Austria the history of biophysics as an experimental science has its roots in physical chemistry. **Otto Kratky** (1902-1995), the inventor of the successful Kratky Camera for small-angle X-ray scattering (SAXS), initiated already in the sixties of last century a strong research activity on the solution structure and interactions of bio-macromolecules. **Ingrid Pilz**, his assistant, who was for several periods also the Austrian delegate to IUPAB, has spearheaded the field of protein SAXS for many years. Another physical chemist, **Engelbert Broda** (1910-1983), has pioneered at the University of Vienna another field of biophysics - more on the theoretical side of the spectrum - the evolution of bioenergetics.

### **Today's situation :**

In this overview of present biophysical research activities, the sequence of the fields is chosen in alphabetical order. The authors can not claim completeness for this presentation for reasons of both, the limited space and time available.

#### **Biomolecular Mechanics**

Ille Gebeshuber works with her group (Vienna University of Technology) at the interface of engineering and biology studying, for example, the interactions between highly charged ions and biomolecules. Further biophysical studies deal with atomic force microscopy (AFM) imaging of green algae *euglena gracilis* and the *bacillus subtilis*, as well as micro- and nanotribology of diatoms as model systems for three-dimensional micro electro mechanical systems in computer industry (Fig. 1).

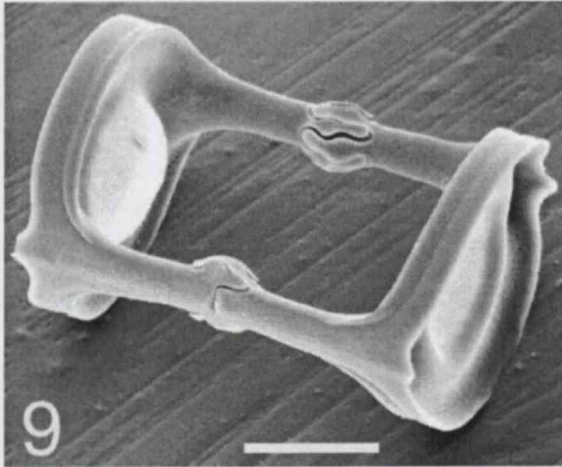


Fig. 1: Scanning electron micrograph of a junction between two sister diatom cells of *Maluina*. Scalebar 20  $\mu\text{m}$ . © R.M. Crawford (courtesy of I. Gebeshuber).

### Bionanotechnology

The largest active group in the field of bionanotechnology is led by Uwe Sleyter, head of the Center for BioNanotechnology (University of Natural Resources and Applied Life Sciences, Vienna). They focus on the self-assembly of proteins or glycoproteins, forming the outermost cell envelope component (S-layer) in a broad spectrum of bacteria and archaea, on several solid supports and substrates (Fig. 2). This novel type of supported lipid membrane is seen as one of the most innovative strategies in membrane protein-based nanobiotechnology with potential applications that range from the detection of environmental pollutants, biological warfare agents over DNA sequencing to pharmaceutical screening for ligands, agonists, antagonists, pathogens or drug candidates.




Fig. 2: AFM-Image of an S-layer protein monolayer on a Si-substrate with quadratic lattice symmetry. (courtesy of U. Sleytr).

Sensing low concentrations of biological materials down to single-molecule detection using microfluidics combined with micro- and nanotechnology is the field of the research teams of Michael J. Vellekoop (Vienna University of Technology) and Alois Sonnleitner (Upper Austrian Research GmbH). Figure 3 gives an example of the devices build by the two groups.



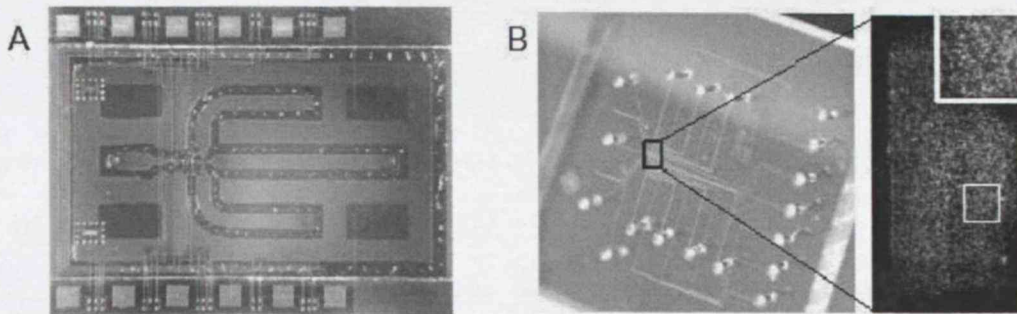


Fig. 3: (A): On-chip cell-analysis sensor system ( $15 \times 20 \text{ mm}^2$ ) containing integrated strip-photodiodes (courtesy of M.J. Vellekoop). (B):  $\mu\text{F}$ -biochip the inset shows a fluorescence image of single molecules detected (courtesy of A. Sonnleitner).

### Cell Biophysics

Skeletal muscle is known to have the unique property to adjust its functional properties to the given environment and its physiological need, which is the subject of study of the research groups of Stefan Galler (University of Salzburg) and Karlheinz Hilber (Medical University Vienna). In particular, Galler and co-workers study the role of specific protein isoforms for muscle contractional properties and in general on the molecular events underlying muscle contraction. The Hilber group in turn addresses the functional adaptation of skeletal muscle cells with the aim to gain a better understanding of muscular diseases induced by disordered cell excitability.

The group of Ewald Benes on sensors and ultrasonics at the Institut für Allgemeine Physik (Vienna University of Technology) have chosen a different subject. They focus on the interactions of tissues and cell suspensions with ultrasonic fields and in particular on ultrasonic particle manipulation (viability and reproduction capabilities of cells), sonothrombosis (abruption of a thrombus) and sonoporation (permeability increase of cell membranes).

### Channels, Receptors and Electrical Signalling

General transport through membranes or the gating properties of several ion channels are the subject of study of various Austrian research groups. Peter Pohl, head of the Institute for Biophysics (University of Linz), and his co-workers devote their research efforts to the control of membrane permeability by (bio)polymers, photodynamic reactions of membrane components, proton diffusion, and to the molecular mechanisms of transmembrane fluid movement.

Five research groups at the Institute of Pharmacology (Medical University Vienna; head: Michael Freissmuth) elucidate in general how biological information is being processed, or more specific how a signal is generated, processed at the level of the cell surface, transmitted within the cell and subjected to feedback (Fig. 4).

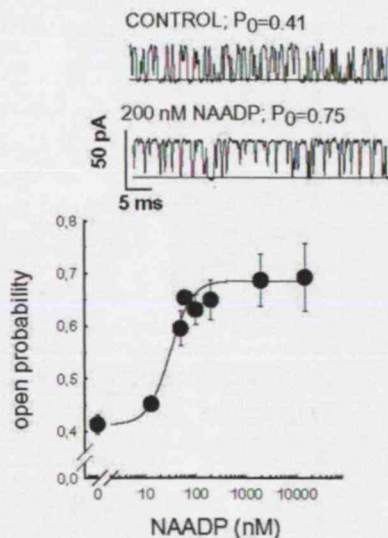


Fig. 4: Single channel recordings of purified ryanodine receptor type 1 activated by the novel second messenger nicotinic acid adenine dinucleotide phosphate (courtesy of M. Hohenegger).

Interactions between the nervous system and the immune system are studied by Michaela Kress and co-workers at the Medical University of Innsbruck, with a present focus on proinflammatory cytokines, their receptors and their effects on neuronal function through the regulation of ion channels of the TRP family.

Finally, there are two groups in this field working in Graz, where Wolfgang Schreibmayer and colleagues are devoted to voltage dependent sodium channels and G-protein activated potassium channels in particular with respect to their regulation by phosphorylation or particular protein domains. Klaus Groschner's group in turn works on the molecular physiology and pathophysiology of ion channels, transient receptor potential (TRP) channels in cardiovascular cells and endothelial cell differentiation.

### **Lipids, Proteins and Membranes**

Three research groups at the Institute of Biophysics and Nanosystems Research, headed by Peter Laggner, (IBN, Austrian Academy of Sciences, Graz) perform molecular biophysical studies on lipid/protein systems. Karl Lohner and co-workers, for example, direct their activities towards the development of novel drugs based on host-defence peptides. These efforts are complemented by physicochemical studies on the generic properties of lipid assemblies by Laggner's group. The group of Ruth Prassl in turn works on the structural analysis of lipoproteins as cholesterol transporters in human blood (Fig. 6) and liposomal nanocarriers as drug delivery systems.






Fig. 5: Schematic illustration of the low density lipoprotein (LDL) particle determined from x-ray and neutron diffraction studies.

These studies are closely related to the research interests of Gerhard Kostner, head of the Institute of Molecular Biology and Biochemistry (Medical University, Graz), whose research groups focus on the identification and characterization of genes, involved in cholesterol metabolism.

Closely related to the research at the IBN in Graz are also the scientific activities of Albin Hermetter and his group at the Graz University of Technology, whose research deals with the role of glycerol(phospho)lipids and lipid modifying enzymes as components of membranes and lipoproteins, as mediators in cellular (patho)biochemistry, and their application as analytical tools in enzyme technology.

Finally, the biophysical studies in this sector are complemented by the structural biology laboratory, directed by Christoph Kratky (Karl-Franzens-University of Graz), which by now consists of four research groups and which have been actively involved in crystallographic structure determination of biomolecules for many years.

#### **Medical Radiation Physics**

The Division of Biomedical Physics at Innsbruck Medical University headed by Monika Ritsch-Marte pursues application-oriented basic research related to "Human Beings and Radiation". The three research groups are dedicated to (i) laser light (holographic optical tweezers, spiral phase contrast microscopy, and nonlinear optical microscopy), (ii) solar UV (e.g. on-line UV-index for Austria), and (iii) ionizing radiation (dosimetry and environmental radioactivity), respectively.

#### **Methodological Developments**

Austrian scientists have always been on the forefront of development of techniques. With respect to biophysics especially the pioneering works on single molecule techniques like single molecule fluorescence microscopy and molecular recognition atomic microscopy (MRFM), see Fig. 6, by the groups of Gerhard Schütz and Peter Hinterdorfer (University of Linz), as well as developments in cutting-edge SAXS techniques by the groups of Peter Laggner and Heinz Amenitsch, (IBN, Austrian Academy of Sciences, Graz) with the Austrian SAXS Outstation at the synchrotron light source ELETTRA, Trieste, Italy, are widely recognized within the international community.

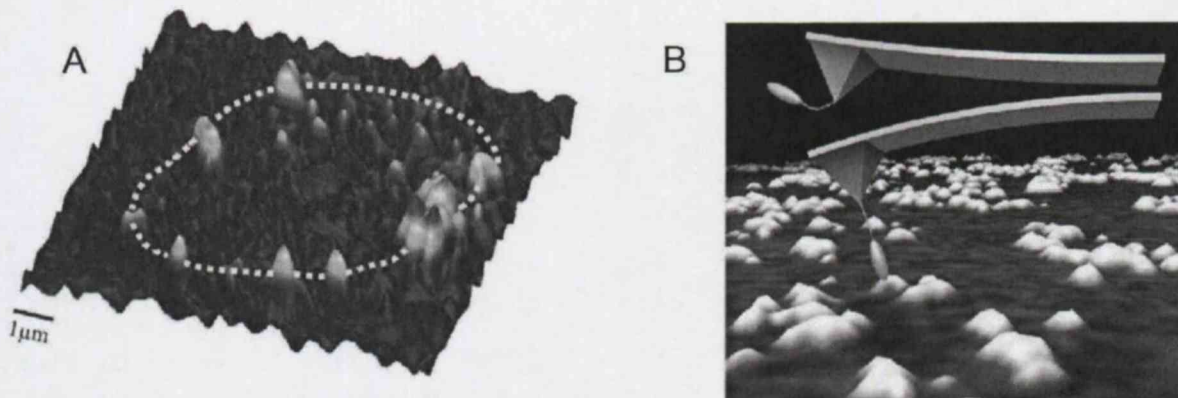


Fig. 6: (A): Fluorescence image of a Jurkat cell recorded after specific fluorescence labeling of the potassium channel  $K_v1.3$  by a fluorescent hongotoxin analogue. The image shows an optical cross-section of the center of the cell. Individual fluorescence peaks are observed at the cell edge (dashed yellow line), and are attributed to the signal from single fluorescence labeled channel proteins (courtesy of G. Schütz). (B): Schematic of MRFM, where a ligand-containing AFM-tip is approached towards the receptors on the probe surface. Image taken from the cover page of *Journal of Cell Science*, 119 (2006) (courtesy of P. Hinterdorfer).

### Theory, Modelling

The theoretical biochemistry group of Peter Schuster (University of Vienna) is concerned with RNA secondary structures and RNA evolution. In particular, they develop RNA structure prediction software for minimum free energy structures and suboptimal conformations, including inverse folding of RNA. This is important for the design of RNA molecules with predefined properties, for example RNA switches, i.e. RNA molecules that can exist in two (meta)stable conformations. Further developments concern the simultaneous alignment of sequences and structures that is important for the detection of RNA molecules with conserved structure in evolution. Recently, this approach has been used for the detection of non-coding RNA molecules on a genome-wide basis.

### Acknowledgements

We are grateful to the following colleagues who have provided material for this article. For detailed information on individual research projects, please refer to the given contact information. Authors are listed in alphabetical order.

- 1) Stefan Galler, FB Zellbiologie, University of Salzburg.
- 2) Ille Gebeshuber and Stefan Radler, Institut für Allgemeine Physik, Vienna University of Technology.
- 3) Klaus Groschner, Institute of Pharmaceutical Sciences, University of Graz.
- 4) Albin Hermetter, Institute of Biochemistry, Graz University of Technology.
- 5) Peter Hinterdorfer and Gerhard J. Schütz, Institute of Biophysics, Johannes Kepler University of Linz.
- 6) Martin Hohenegger, Karlheinz Hilber, and Hannes Todt, Center for Biomolecular Medicine and Pharmacology, Medical University Vienna.
- 7) Gerhard Kostner, Institute of Molecular Biology and Biochemistry, Medical University Graz.
- 8) Christoph Kratky, Institute of Chemistry, University of Graz.
- 9) Monika Ritsch-Marte and Michaela Kress, Department of Physiology and Medical Physics, Medical University Innsbruck.



- 10) Wolfgang Schreibmayer, Molecular Physiology Laboratory, Institute of Biophysics, Medical University of Graz.
- 11) Peter Schuster, Institute for Theoretical Chemistry, University of Vienna.
- 12) Uwe Sleytr and Bernhard Schuster, Center for NanoBiotechnology, University of Natural Resources and Applied Life Sciences, Vienna.
- 13) Alois Sonnleitner, Center for Biomedical Nanotechnology, Upper Austrian Research GmbH, Linz.
- 14) Michael J. Vellekoop, Institute of Sensor and Actuator Systems, Vienna University of Technology.

### **Rio de Janeiro, Brazil – Candidate for hosting the IUPAB Congress 2014**

The following proposal is presented by the Brazilian Biophysical Society (**SBBf – President Dr. Marcelo M. Morales**) and it is supported by Latin American Federation of Biophysical Societies (**LAFEBS – President Dr. Raul Grigera**, the Society of Biophysicists of Latin America (**SOBLA – President Dr. Nancy Carrasco**), and Argentinean Biophysical Society (**SAB – President Silvia Alonso**).

The proposal includes combining the SOBLA, LAFEBS, SAB and SBBf meetings together with the next IUPAB meeting. It will be a significant opportunity for the Latin American biophysicists and students to exchange experiences and build international collaborations.

We are sure that next IUPAB meeting will bring especial and new incentive for the students and for the development of Biophysics in Latin America, especially now that we just started the **Regional Postgraduate Programme in Biophysics**, Task Force for Education and Capacity Building of UPAB, in 2007 (**Coordinator: Dr. Raul Grigera and co-Coordinator: Dr. Marcelo M. Morales**).

#### **The Brazilian Biophysical Society – Proponent**

The Brazilian Biophysical Society (SBBf) is the oldest Biophysical Society in Latin America and the pioneer society for modern biological studies in Brazil. The Society was founded in 1936 and has been a member of the International Union for Pure and Applied Biophysics (IUPAB) for more than 30 years. Today the Brazilian Biophysical Society has 431 members including several distinguished Brazilian scientists and some of the finest minds in country. Our society has previously organized several international meetings including the IBERO-American meeting of Biophysics (Rio de Janeiro 2003), South Cone Biophysical meetings (Campinas 2000 & Belo Horizonte 1995) to name a few. Furthermore, we annually organize the “Brazilian Biophysical meetings” together with Brazilian federation of biological societies (FESBE) with more than 3000 participants. The Brazilian government through the Scientific Governmental Foundations has graciously offered to provide financial as well as strategic help for this enterprise. Scientific Governmental Foundations (at Federal and State levels) has annually placed 1-2% of the State’s income at the disposal of the Brazilian Science that includes organization of meetings and events that enhance science and research. Brazilian scientific community has made great strides in the last decade and it is noteworthy that we contribute to 2% of the world’s scientific publications. This meeting would be a catalyst for not only improved growth in scientific research within Brazil but also for increased collaboration opportunities for the entire scientific community across the world and Latin America. This meeting if held in Rio de Janeiro would mark the beginning of great scientific progress we envision for Latin America in these millennia.

#### **Why is Rio de Janeiro the place to have the next IUPAB meeting?**



One of the major economic and cultural hubs of South America, the City of Rio de Janeiro sits at the heart of the Southeastern Region. The city was once the capital of Brazil (1763–1960) and of the Portuguese Empire (1808-1821). Commonly known as just Rio, the city is also nicknamed “A Cidade Maravilhosa” - "The Marvelous City".

A cosmopolitan metropolis, known worldwide for its scenic beauty and its natural resources, the city provides a harmonious and agreeable environment for its inhabitants and visitors, for both leisure and work, which combined with its infrastructure, makes Rio an important center for commerce and services, with the advantage of a modern and diversified industrial sector. The City of Rio de Janeiro, which occupies an area of 1.261 Km<sup>2</sup>, and has a population of approximately 5.850.000, recognizes that one of its main virtues is the kindness and hospitality with which its residents welcome all visitors.

Its exuberant natural resources include 90 Km of beaches, where we can highlight Copacabana Beach. Also include the Tijuca National Park, the largest urban forest in the world. The Sugar Loaf Mountain with its cable car and Corcovado Mountain where the statue of Jesus is placed and which has recently been named one of the New Seven Wonders of the World.

Rio is an incomparable scenario with the best of all climates, islands, a forest in the heart of town, a bay with excellent shipping conditions, beaches, lagoons and sand spots with easy access.

A multi-faceted destination, unique in terms of its natural beauty, with the richness of its history and the contagious fun of its residents have contributed to its image as a very special destination, and never more so than during its two major festivals, New Years Eve and Carnival. Its attractions can be enjoyed at virtually any time of the year. There are always something new happening in Rio - exhibitions, dance, music shows and sporting events.

"Carioca" - More than just a simple name for someone born in Rio de Janeiro, it is a state of mind. To be Carioca is to have a light spirit, to be naturally happy, receptive, and friendly.

#### **Useful Information:**

##### *Climate:*

Rio de Janeiro is a tropical city. The average temperature ranges between 30°C and 20°C.

##### *Local Time:*

The official time in Brazil is three hours behind Greenwich Mean Time (GMT - 3).

##### *Language*

The language spoken in Brazil is Portuguese. English is the predominant foreign language taught in schools, and Spanish, if spoken slowly, is understood by a good percentage of the population.

##### *Business Hours:*

Banks are open from 10 a.m. to 4 p.m. and are closed on Saturday and Sunday. Shops are open from Monday to Saturday from 9 a.m. to 7 p.m., and are closed on Sunday. Hypermarkets are open from 10 a.m. to 10 p.m. from Monday to Saturday and from 3 p.m. to 9 p.m. on Sunday.

##### *VISA Requirements:*

As the Brazilian Foreign Office bases its actions on reciprocity, visitors from some foreign countries will require a visa which is usually processed within two working days by applying to the nearest Brazilian Embassy or Consulate. Requirements for a tourist visa include a passport valid for at least six months from the date of arrival, one passport size photograph and a round trip ticket. Most international airlines can advise on visa requirements for tourists.

##### *Foreign Exchange:*



The Brazilian monetary unit is the Real (R\$). The exchange rate available to visitors is published daily in the newspaper along with the commercial dollar rate of the day used in official international business transactions. Cash and traveler checks, especially US Dollars, can be exchanged at most banks or exchange houses as well as the major hotels. All major credit cards are accepted in Brazil and some stores even accept foreign currency.

### **The venue**

Rio is a great choice for a location for your congress, convention, meeting and exhibition.

In recent years Rio has taken its place among the 7 top cities in the world ranking of the International Congress and Convention Association.

Rio de Janeiro had 256 hotels including those from 1 to 5 stars, motels and apart-hotels; more than 21.000 rooms in total. Of these, 13 hotels (4,759 rooms) were classified as 5-stars by the Brazilian Tourist Board; 41 (3,689 rooms) as 4-stars; and 60 (4,444 rooms) as 3-stars and the others with 8.495 rooms.

The hotel sector has maintained a rate of occupation of 68% over recent years. New investments are constantly being made in this area, with hotels available ranging from the most famous international chains to excellent national hotels. These are concentrated mainly in the South Zone, Barra and the downtown area, catering for all possible professional and personal tastes, with infrastructure up to international standards. Many of these hotels (Congress size of 400 -1000 people - Windsor Barra Hotel Convention Center and Intercontinental Hotel – Convention Center) have excellent convention centers, with facilities for handling events. Although, if the Congress will have more than 1000 people the choice is also located in Barra: The Riocentro Convention Center.

It is important to mention that Rio de Janeiro hosted the 2007 Pan-American Games mainly in South Zone area (Barra neighborhood) and it was a well succeed event.

### **Barra da Tijuca - the new neighborhood**

Barra da Tijuca is absorbing the migration for new areas to live and the lack of venues for events, making it a neighborhood in fast development. New malls, buildings, hotels, theaters, and restaurants launch in Barra almost every day. Modern and dynamic it is considered to be - The new Miami Beach of Rio - Barra has the largest Shopping mall in South America and the largest Convention Center in Brazil (Rio Centro Convention Center). Barra is located few minutes from Ipanema and Copacabana beaches and 15 minutes from Tijuca's Rain Forest, largest urban rain forest in the world. Beautiful beaches with crystal clear waters and soft sands.

Sweeping some eighteen kilometers south of the city, this magnificent beach is the longest in Rio. Clear waters and perfect waves make this beach a favorite with surfers, boogie-boarders, windsurfers and surf-casters. Lined with colorful bars, kiosks and restaurants, this beach is attracting increasingly large crowds of visitors, particularly on weekends Barra da Tijuca count with a several new hotels in the area:

- Windsor Barra Hotel - 338 rooms
- Hotel Inter.Continental São Conrado - 429 rooms
- Sheraton Barra Hotel & Suites - 292 rooms
- Meliá Confort Barra - 406 rooms
- Transamerica Barra - 275 rooms
- Royalty - 112 rooms

### **Windsor Barra Hotel Convention Center**

Located in front of privileged Barra da Tijuca beach, the Windsor Barra is surrounded by beauty. Exuberant nature enters through its doors and blends with its 5-star elegance. Barra da



Tijuca is Rio's most modern living complex and community; sophisticated, vibrant and offering innumerable attractions such as fine bars and restaurants serving world class cuisine, air-conditioned mega shopping malls featuring world famous fashions and designers labels, theme parks, ecological reserves and sports of all types.

With its own entrance and reception area, the Barra Windsor's convention center is impressive in its magnitude. 26 fully equipped salons are available for the accommodation of small, medium or large sized meetings and events. Its daring architecture provides salons with ceiling heights of up to 17 feet, salons with terraces and views to the oceans well as ample corridors with multiple accesses which facilitate the simultaneous flow of thousands of participants. The hotel has elevators and bathrooms prepared to disability participants. .

More than 32.000 square feet of meeting rooms, some with a 17 feet high ceiling. Capacities vary from 20 to 1200 people. Access and reception independent from hotel. Business center, wi-fi system, printers, copiers, phone and fax. Private parking for 250 cars.

### **Intercontinental Hotel – Convention Center**

Easy on the eye, the subtle shades and simplistic design of the InterContinental Hotel Rio provides everything necessary for a luxurious stay in the world's premier nightlife resort city.

Close to Rio's Airport, visitors will find it cool and uncluttered, adorned with fresh flowers and immaculately presented. Equipped with three swimming pools, first-class restaurants, fitness suite and conference facilities, it is ideally suited for leisure and business.

20 meeting rooms - max. 2000 theatre style, 1100 classroom, 2000 reception, 1400 banquet. Flexible meeting rooms. Easy access. A diversity of room sizes. Free parking. Pool area available for events. Number of function rooms w/day light.

### **The Riocentro Convention Center**

With a total area of 571 thousand m<sup>2</sup>, the Riocentro is a multifunctional area, especially developed to host indoor or outdoor, national and international events, formed by five interconnected pavilions. The conventions center also has a helicopter pad, fields, gardens and a natural lagoon; its area may be totally or partially rented. Among the main available services, one may highlight the buffet and the restaurants, medical stations, security and safety, cleaning, internal transportation, Wi-Fi network, equipment and technical services, besides a parking lot for up to 7 thousand cars. In the last five consecutive years, Riocentro was chosen the best conventions center in South America by the World Travel Awards. It was one of the main facilities of the 2007 Pan American Games, hosting 12 modalities, besides the Press Center and the Games' Broadcasting Center. Since May 17th, 2006, and during the next 50 years, the GL events, one of the largest world groups within the events segment, which operates both in the organization of sports conferences, fairs and events, and in the management of conventions centers, is responsible for Riocentro's administration.

#### *Facilities*

The facilities of the space were renewed to harbor the Pan American Games. Currently, the Riocentro's characteristics are as follows:

Pavilion 1: It has 15 thousand m<sup>2</sup> exhibition rooms, equipped with light spots and telephones for the putting up of stands, medical assistance and storage rooms of 146 m<sup>2</sup>, besides the mezzanine with more than 2 thousand m<sup>2</sup> and restaurant area with capacity for one thousand people.

Pavilion 2 :There is about ten thousand m<sup>2</sup> in size and is capable of hosting medium and large-size events. Electric energy, water, sewage and telephone scattered throughout subterraneous channels, with connection/plug points at every six meters, besides other features provided to the client that wishes to use the space.



Pavilion 3 :Besides the 20,416 m<sup>2</sup> of the exhibitions room and of the subterranean channel system at every 12 meters, it has ambiance sound system, snack bars, medical assistance, three storage rooms, load and unload decks (with capacity for 17 trucks), four acclimatized mezzanines and auditorium for 600 people.

Pavilion 4: It possesses similar characteristics to Pavilion 3 with auditorium capable of holding 400 people.

Pavilion 5: Its built area corresponds to 28,400 m<sup>2</sup>, distributed into two floors. The ground level area has a hall of about 2.5 thousand m<sup>2</sup> for displays and supplementary exhibitions, auditorium for 2,400 seated viewers, equipped with simultaneous translation booths, sound system and projection system, besides an adjacent room for exhibitions and banquettes. In the 2nd floor, there is a one thousand m<sup>2</sup> hall, four rooms capable of sitting 600 people – each one with the ability to be turned into three-200-seat rooms, varied size rooms, besides a bar, lobby and service areas.

## **Annex B: Proposal “Rules of Procedure”**

### **(I) Adhering Bodies and Observer Members**

Each Adhering Body or Observer Member of IUPAB shall appoint a representative who shall

- (a) be responsible for communications with IUPAB and
- (b) shall provide an effective channel of communication with the members of their Scientific Community of biophysicists. The Secretary General shall communicate the business of IUPAB to the representative.

The representative shall convey to the Secretary-General the name(s) of the Member's delegate(s) who have been appointed to attend General Assemblies of the Union.

The representative shall receive Agenda papers from the Secretary-General, shall submit items for inclusion on the Agenda of General Assemblies and shall prepare nominations for election to the posts of Officers and Members of Council. Nominations should be submitted by completion of nomination forms circulated in advance by the Secretary-General. Such nominations are not restricted to nationals of the nominating body and IUPAB members may support candidates put forward by other members. It should be noted that, although their candidature has to be put forward by IUPAB members, Officers and Members of Council serve in their personal capacities and not as representatives of the bodies that have proposed them.

### **(II) General Procedures at General Assemblies**

Attendance at General Assemblies is open to all participants in the concurrent International Biophysics Congress, but only those appointed as delegates of Adhering or Observing Bodies are entitled to speak.

It is not a requirement that delegates to the General Assembly should be registered participants in the concurrent International Congress.



The President does not have a vote, but may exercise a casting vote if necessary to resolve a tied vote. The other Officers and ordinary Members of Council may vote only if they have been appointed as delegates of an Adhering Body.

### **(III) General Assemblies – Election Procedures**

The Secretary-General shall be responsible for soliciting nominations from Adhering Bodies and Observer members of IUPAB, preparing them in a uniform style and circulating them to the designated representatives of the Union's members.

The following procedures apply to elections at General Assemblies:

(i). The serving President-elect automatically becomes **President**.

(ii) The election of the **President-elect** will proceed as follows:

(a) in the first ballot, delegates are instructed to place a **X** against one name only, papers with more than one **X** being treated as invalid. A candidate obtaining more than 50% of the total number of valid votes will be declared elected.

(b) If no candidate secures more than 50% support, the number of candidates will be reduced to 3 by eliminating those who obtained fewest votes, and the procedure will be repeated.

(c) If again no candidate receives 50% of the valid votes, the candidate with the lowest number of votes will be eliminated, and a third ballot taken with the remaining 2 candidates. In case of a tie, the acting President casts the deciding vote.

(iii) The election of the Council will proceed as follows:

(a) in the first ballot, delegates are instructed to place a **X** against 12 (in the year 2008 11) names, papers with a greater or smaller number of votes being treated as invalid. All those candidates up to 12 (in the year 2008 11) obtaining more than 50% of the number of votes cast will be declared elected.

(b) If fewer than 12 (in the year 2008 11) candidates secure 50% support, a second ballot will be taken to fill the remaining places, in which the 50% rule will not be applied. In the event of a tie for the last place, a further vote will be taken between the tied candidates.

**Note:** although Officers and Council Members serve in their personal capacities and not as representatives of their Adhering Bodies or Observer members, it is desirable for the Council to be as widely representative as possible; it would not normally be appropriate for the Council to include more than one member from the same Scientific Community and the President is empowered to invite a candidate to withdraw if this is a possible outcome of the elections.

### **(IV) The President**

The President presides at General Assemblies, at meetings of the Council and the Executive Committee. If (s)he is unable to be present, the Past-President should preside.

The President shall instruct the Secretary-General to call meetings of the General Assembly, the Council and the Executive Committee and to set the Agenda thereof.

The President may consult (or request the Secretary-General to do so) the Members of Council, representatives of the Union's members, or other appropriate persons upon any matters within the competence of the Union. The President shall report to the Council and to General Assemblies on actions (s)he has undertaken on behalf of the Union.



#### **(V) The Past-President**

In the event that (s)he is not available to serve as Past President the Council may co-opt a suitable person, such as a previous President or other Officer.

#### **(VI) The President-elect**

The President-elect may be assigned specific areas of responsibility on behalf of the Union. After his (her) term of three years (s)he becomes automatically President of the Union.

#### **(VII) The Secretary-General**

The Secretary-General shall:

- Act as secretary at all General Assemblies and meetings of the Council and Executive Committee and prepare Agenda, keep Minutes and other records of the Union's activities
- Normally be responsible for the maintenance of communications between the Union and its members, its Task Forces, other Unions and the International Council for Science
- Prepare Annual Reports on the activities of the Union and its bodies
- Maintain the Union's website

#### **(VIII) The Treasurer**

The Treasurer shall receive subscriptions from members, make grants as agreed by the Council, prepare accounts and budgets, and arrange for the accounts to be professionally audited.

#### **(IX) Periods of Membership of Council**

Ordinary Members of Council, having completed two 3-year terms, are not eligible for further consecutive terms in that role, but are eligible for immediate election to the posts of Secretary- General or. President-elect or Treasurer. The retiring President normally serves for a further 3-year term as Past-President following which (s)he retires from the Council. In each case, former Officers and other Council Members are eligible for further periods of membership after the elapse of one or more 3- year periods.

#### **(X) Quorums for Council and Executive Committee**

##### **The Council**

The quorum for a Council Meeting shall be 7 members including at least 3 Officers.

##### **The Executive Committee**

At least 4 of the 5 Officers should support any actions taken by the Executive Committee on behalf of the Council. If fewer Officers support proposed actions for which an urgent decision is required, the views of the full Council membership should be obtained in writing in which case at least 50% of the Council members should be in support of the proposed actions for the proposals to be put into effect.

#### **(XI) Task Forces**

Each Task Force must act in accordance with a Mission Statement approved by the Council. The Task Force should comprise about 6 members active in the relevant field; if possible, at least one should be a Member of the Union's Council, so as to facilitate communication. Task Force members and Adhering Bodies should be invited to propose members for an Advisory

Committee; such a Committee would provide a wider forum for exchange of knowledge, enhance its efficiency and provide a greater involvement of the Adhering Bodies in the Union's activities.

### **(XII) Payment of Expenses**

Officers and other Members of Council may be reimbursed travel and living expenses incurred in the course of the official business of the Union. The Treasurer is responsible for authorising payments according to the circumstances of the duties. Whenever possible, members are encouraged to seek financial support from other bodies. Reimbursement of travel costs should be limited to Economy Class fares by the cheapest route and airline or railway that is reasonably practicable. The costs of meetings of Task Forces or other Committees of the Union should normally be met through specific requests to the Council for grants for the purpose.

## **Annex C: Revision of the IUPAB Statutes**

**IUPAB Statutes** (Revision has to be accepted in Long Beach 2008)

### **(I) Legal seat and Administrative Centre**

(1) The International Union for Pure and Applied Biophysics is registered as a non-for-profit organization under French Law. The legal seat of the Union shall be 51 Boulevard de Montmorency, 75016 Paris, France and the administrative centre of the Union shall be the Office of the current Secretary General or such other place(s) as the Council of the Union shall from time to time determine.

### **(II) Aims and function of the Union**

(2) The objects of the International Union for Pure and Applied Biophysics are the advancement of education in the Science of Biophysics. In furtherance of this aim it may exercise the following powers:

- (a) to organise international co-operation in Biophysics and to promote communication between the various branches of Biophysics and allied subjects;
  - (b) to encourage within each adhering body co-operation between the societies that represent the interests of Biophysics;
  - (c) to contribute to the advancement of Biophysics in all its aspects.
- (3) For these purposes it shall have power:
- (a) to set up task forces, commissions or other bodies for special purposes;
  - (b) to organise international meetings and conferences;
  - (c) to collaborate with other scientific organisations;
  - (d) to act in all ways as a constituent union of ICSU, the International Council for Science, in accordance with the statutes of that body;
  - (e) to develop any lawful activity deemed helpful to the forwarding of its declared objects.



### **(III) Membership**

(4) The International Union shall consist of a group of adhering bodies representing Scientific Communities. In each Scientific Community the adhering body shall be a Research Council or similar institution, a scientific Society or a group of such Societies, or a body specially formed for the purpose of adhering to the Union. In each case a Committee with responsibility for international relations in Biophysics shall be formed, and adherence to the Union shall be ratified when the membership of this Committee has been reported to, and recognised by, the General Assembly of the Union. Scientific Communities that are not adhering bodies because of the lack of financial resources may be observing bodies of the Union, without voting rights. Applications for observer status will be acted on by the General Assembly.

(5) The term Scientific Community shall be applicable to the Biophysicists of a country or of an otherwise defined geographical area that has an independent budget for scientific purposes.

(6) The adhering and observing bodies shall be required to pay an annual subscription to the International Union (see Article V.11).

(7) Termination of membership for adhering bodies that (a) in arrears with subscriptions or (b) have acted in a way that brings discredit on the Union shall be decided by the General Assembly by a two-third majority of those present.

### **(IV) Committees for Biophysics**

(8) Within their own Scientific Communities the Committees for Biophysics will be expected to co-ordinate the interests of the various branches of Biophysics. In its relations with IUPAB each Committee for Biophysics shall appoint delegates to represent its Scientific Community at the General Assembly of the Union, and shall select a leader of its delegation. Each delegate shall vote on behalf of his or her Scientific Community at the General Assembly (see Article V 14).

### **(V) General Assembly**

(9) The work of the Union shall be directed by the General Assembly of delegates, which shall normally meet once every three years. The membership of the General assembly of the Unions shall consist of the delegates appointed by the adhering bodies, the Officers and the ordinary members of the Council. In addition, each Task Force and Commission has the right to send one representative to the General Assembly. Only those members who have been appointed as delegates of the adhering bodies and are present in person may vote. Each voting member of the General Assembly may cast only a single vote.

(10) The General Assembly shall elect the Officers and Members of Council; nominations for candidates for election shall be submitted to the Secretary-General in writing at least four months before the meeting of the General Assembly.

(11) There shall be three categories of membership for adhering bodies, A, B and C according to the amount of the corresponding subscriptions to be fixed by the General Assembly, category A having the highest and C the lowest amount of subscription. Depending upon the category of membership chosen by the adhering body, it shall have the right to send three delegates for category A, two for category B and one for category C. to the General Assembly. The level of annual subscription for observing bodies shall be set by the General Assembly at a level below the lowest level for adhering bodies. Observing bodies may send one representative to the Assembly, who shall have the right to participate in the discussions but not to vote.



(12) The levels of annual subscription determined by the General Assembly shall be for the three-year period beginning 1<sup>st</sup> January following the General Assembly. The annual subscription must be paid in the calendar year to which it applies. Any Adhering body that is three or more years in arrears at the date of a General Assembly shall be deprived of the right to vote at the General Assembly.

(13) The quorum for a General Assembly shall be at least 50% of the Adhering Bodies that are represented in person by duly appointed delegates.

(14) At the General Assemblies, questions shall be decided by a simple majority of all delegates present except for the modification of Statutes (see Article XI, 31).

#### **(VI) Extraordinary General Assembly**

(15) An Extraordinary General Assembly shall be summoned by the Secretary General if unanimously requested by the Executive Committee or 2/3 of the Council or in response to a written request to the President from at least half of the Union's Adhering Bodies. The time, place and Agenda shall be notified in writing to all Adhering Bodies and Observer Members at least 3 months before the proposed date. No matter shall be discussed at an Extraordinary General Assembly that has not been included in the pre-circulated Agenda. The voting procedure should be as in a General Assembly (section V).

#### **(VII) The Council**

(16) The executive body of the General Assembly shall be a Council, which shall be guided in all its decisions by the tradition of free international scientific co-operation. Members of Council serve in their personal capacities and not as representatives of Adhering Bodies

(17) The Council shall consist of the five Officers of the Union, who shall also be the Officers of the Council, and not more than 12 ordinary Members. They shall be elected, with the exception of the President and the Past President (Article VIII 22), by the General Assembly and normally from among its members.

(18) The ordinary Members of the Council shall serve for a term of three years and may not serve in that capacity for more than two consecutive terms. The Council may co-opt to any vacancies which occur (including the Officers) and any person so co-opted has the same tenure of office as the person replaced.

(19) In the exception of the purposes of the Union, no member of the Council shall be liable for any loss to the property of the Union or any of its Task Forces, Commissions or Committees arising (i) by reason of any improper investment mad in good faith (provide that he/she shall have sought professional advice before making such investment) or (ii) through the negligence or fraud of any agent employed in good faith by him/her or by any other member of the Council (provided reasonable supervision shall have been exercised) even if the employment of such agent was strictly not necessary or (iii) by reason of any mistake or omission made in good faith by any member of the Council or (iv) by any other reason except wilful and individual fraud, wrongdoing or wrongful omission on the part of the member of the Council who is sought to be made liable.

(20) No member of the Council shall acquire any interest in property belonging to the Union (otherwise than as a trustee for the Union) or receive remuneration or be interested (otherwise than as a member of the Council) in any contract entered into by the Council.



(21) The meetings of the Council shall be held:

- (a) during the General Assembly;
- (b) normally once between each General Assembly, but exceptionally at other times upon the decision of the Council.

Seven Members of the Council shall constitute a quorum at a Council meeting.

### **(VIII) Officers of the Union**

(22) The Officers of the Union shall be a President, a President-elect, a Past-President, a Secretary General and a Treasurer. The President shall hold office for a period of three years. Similarly, the President-elect shall hold office for three years, and then become President.

Special arrangement for 2008: The two Vice- Presidents elected in the General Assembly of 2005 shall be the candidates to become President. The candidate with fewer votes will stay for a further term as an ordinary council member. In 2008 only 11 ordinary council members have to be elected.

The position of Past-President shall normally be held for three years after his(her) term of three years as President.

The Secretary General shall hold office for six years, but may be re-elected for further periods of three years to a maximum of twelve years.

The Treasurer shall hold office for six years, but may be re-elected for further periods of three years to a maximum of twelve years.

(23) It shall be the duty of the Secretary General to maintain relationships with all bodies adhering to the international Union and all other relevant organisations within the field of Biophysics. The Secretary General shall prepare the agenda, and circulate it at least four months before meetings of the Council and General Assembly.

The Treasurer of the Union shall be responsible for the preparation of budgets and Financial Accounts and arranging for the accounts to be professionally audited.

### **(IX) The Executive Committee**

(24) The Officers of the Union, acting as the Union's Executive Committee, may conduct the business of the Council in the intervals between meetings of the Council. It is customary for the Executive Committee to meet mid-way between Council Meetings and to consult by mail or e-mail as necessary on day-to-day matters. All decisions and activities of the Executive Committee shall be reported to the Council.

### **(X) Task Forces and Commissions**

(25) Task Forces and Commissions may be set up by the General Assembly or by the Council to take responsibility:

- (a) for the various branches of Biophysics;
- (b) for any other necessary purpose, including co-operation with other international organisations.

(26) The constitution of each Task Force must be approved by the Council. The convenor of each Task force shall be responsible for the presentation of a report on its work at each General assembly. Decisions of Task forces are made by a simple majority of the votes of their members.

(27) The Adhering Bodies shall be consulted regarding the membership of each Task Force. The Council shall appoint from among its members at least one representative on each Task Force, one of whom shall preferably act as convenor.

(28) Existing international bodies may be admitted as Affiliated Commissions to the Union by the General Assembly or by the Council (subject to confirmation by the next General Assembly). Affiliated Commissions shall pay an annual subscription, the amount to be designated by the General Assembly.

(29) The Council shall have the right to designate a representative to sit on the executive body of each Affiliated Commission. The Secretary General shall receive copies of all official communications pertaining to the activities of the Affiliated Commissions.

(30) In addition to grants made to them by the Council, Task Forces and Commissions may receive grants from other sources.

#### **(XI) Modification of the Statutes**

(31) The present statutes may be modified only by a two-thirds written vote of all adhering bodies present at a General Assembly to which prior notice of the change has been given on the agenda.

(32) These statutes shall be governed by, and interpreted in accordance with, French law. The working language of the Union is English.

#### **(XII) Dissolution**

(33) If the Council decides that it is necessary or advisable to dissolve the Union it shall call a General Assembly of all members of the Union, of which not less than three months notice (stating the terms of the resolution to be proposed) shall be given. If the proposal is confirmed by a two-thirds majority of those present and voting the Council shall have power to realise any assets held by or on behalf of the Union. Any assets remaining after the satisfaction of any proper debts and liabilities shall be given or transferred as determined by the Members of the Union to one or more institutions having objects similar to those of the Union or failing that shall be applied to some other appropriate purpose.

ADOPTED, STOCKHOLM, 2 August 1961.

MODIFIED, VIENNA, 7 September 1966.

MODIFIED, CAMBRIDGE MASS., 31 August 1969.

MODIFIED, COPENHAGEN, 6 August 1975.

MODIFIED, MEXICO CITY, 26 August 1981.

MODIFIED, BUDAPEST, 28 July 1993.

MODIFIED, AMSTERDAM, 14 August 1996.

MODIFIED, NEW DELHI, 22 September 1999.

MODIFIED, MONTPELLIER 28 August 2005.

TO BE MODIFIED, LONG BEACH 2008



Kuniaki Nagayama

**Annex D: Curriculum Vitae of Candidates for Election**

**IUPAB  
NOMINATION FORM**

We hereby nominate for the post of: President

Candidate proposed: Kuniaki Nagayama, Ph. D.

I hereby agree to serve if elected:

Signature of candidate: 永山 國 昭

Date: October 30, 2007

Name of Adhering Body: National Committee of Science Council of Japan

Name and position of Nominator: Shigeki MITAKU, President of The Biophysical Society of Japan

Signature of Nominator: 美宅 成 昭

Date: Sept. 25, 2007

**BIOGRAPHICAL DETAILS OF CANDIDATE NOMINATED**

Current position: Professor

Postal address: Okazaki Institute for Integrative Bioscience,  
National Institutes of Natural Sciences,  
5-1, Higashiyama, Myodaiji, Okazaki, 444-8787, Japan

Email address: nagayama@nips.ac.jp

Date of Birth: July 22, 1945

Education: 1968.3 Department of Physics, B. Sc., Physics, The University of Tokyo, Tokyo  
1970.3 Department of Physics, M. Sc., Physics, The University of Tokyo, Tokyo  
1974.10 Department of Physics, Ph. D., Physics, The University of Tokyo, Tokyo

## BIOGRAPHICAL DETAILS OF CANDIDATE NOMINATED (continued)

### Professional Positions (with dates):

1973.7-1983.5	Research Associate in Permanent Tenure, Department of Physics, The University of Tokyo, Tokyo
1983.6-1993.2	Director, Biometrology Lab, JEOL Ltd., Tokyo
1993.3-1997.3	Professor, Graduate School of Arts and Sciences, The University of Tokyo, Tokyo
1997.4-2001.1	Professor, National Institute for Physiological Sciences, Okazaki National Research Institutes, Okazaki
2001.2-2004.3	Professor (Chairman, 2001-2003), Center for Integrative Bioscience, Okazaki National Research Institutes, Okazaki
2004.4-present	Director & Professor, Okazaki Institute for Integrative Bioscience, National Institutes of Natural Sciences
2006.4-present	Program Director, Department of Public Understanding of Science & Technology, Japan Science and Technology Agency (JST)

### Professional Membership and/or Awards:

Asian Biophysics Association (President)  
National Committee of Biophysics (Chairman), Science Council of Japan  
The Biophysical Society of Japan (Council member)  
The Physical Society of Japan  
The Chemical Society of Japan  
Japanese Society of Microscopy (Council member)  
Japanese Protein Science Society  
2006 Setou Award by the Japanese Society of Microscopy  
2007 The Commendation for Science and Technology by the Minister of Education,  
Culture, Sports, Science and Technology

### Activities on behalf of IUPAB:

- i) Since the 4th meeting held in Moscow in 1972, I have been attending the IUPAB congress.
- ii) Since 1999, I have been one of the members of the IUPAB Council.
- iii) Since 2005, I have been one of Vice-presidents of IUPAB

### Personal Statement with other relevant information:

The nomination of Prof. Nagayama is supported by the Steering Committee of Asian Biophysics Association (ABA), which is an association of biophysical societies in the Asia-Oceania region including Australia-New Zealand, China-Beijing, China-Taipei, Hong-Kong, India, Japan and Korea.



Wilma Olson

**IUPAB**

**NOMINATION FORM**

We hereby nominate for the post of: President-Elect

Candidate proposed: **Wilma Olson**

I hereby agree to serve if elected: Wilma Olson

Signature of candidate: *Wilma K. Olson*

Date: November 12, 2007

Name of Adhering Body: Biophysical Society

Name and position of Nominator: Joseph Falke, Society President

Signature of Nominator: *Joseph J Falke*

Date: November 12, 2007

**BIOGRAPHICAL DETAILS OF CANDIDATE NOMINATED**

Current position: Mary I. Bunting Professor

Postal address:

Rutgers, The State University of New Jersey  
Department of Chemistry and Chemical Biology  
BioMaPS Institute for Quantitative Biology  
Wright-Rieman Laboratories  
610 Taylor Road  
Piscataway, New Jersey 08854-8087  
USA

Email address: [wilma.olson@rutgers.edu](mailto:wilma.olson@rutgers.edu)

Date of Birth: December 1, 1945

**Education:**

University of Delaware: B.S. (1967), Chemistry  
Stanford University: Ph.D. (1971), Chemistry; Postdoctoral Associate (1971)  
Columbia University: Postdoctoral (1971-72), Biophysical Chemistry

**Professional Positions (with dates):**

Rutgers University: Professor of Chemistry (1972-present); Founding Director, Center for Molecular Biophysics and Biophysical Chemistry (1993-present)

### **Professional Memberships:**

Editorial Advisory Boards: *Biopolymers* (1977- ); *Int. J. Biol. Macromol.* (1983-95); *Biophys. Chem.* (1990-2001); *Biophys. J.* (1992-1998); *Comp. Theoret. Polymer Sci.* (1991-1999); *J. Biol. Chem.* (1998-2003)

Associate Editor: *Ann. Rev. Biophys. Biomolec. Struct.* (1994-2003); *Multiscale Modeling & Simulation* (2005- )

AAAS Section on Chemistry: Elected Member at Large: (1998-2002)

Biophysical Society: Council Member (1993-96); Executive Board Member (1993-95); President (2002)

Howard Hughes Medical Institute: Scientific Review Board Member (1993-97)

NIH: Molecular and Cellular Biophysics Study Section Member (1984-87), Chairperson (1985-87);

National Advisory General Medical Sciences Council Member (1990-93)

### **Awards:**

Alfred P. Sloan Fellowship (1975-77); U.S. Public Health Service, Research Career Development Award (1975-81); John Simon Guggenheim Fellowship (1978-79); Rutgers University Board of Trustees Research Award (1993); National Institute of General Medical Sciences MERIT Award (1988-98); Biophysical Society (1994), National Lecturer and National Award for Excellence and Leadership in Biophysics, American Women in Science, New York Area Scientist of the Year Award (1994); AAAS Fellow (1995); Wellcome Visiting Professorship, New York University (1997); New Jersey Woman of Achievement Award (1998); American Chemical Society - North Jersey Section, Sister Marian José Smith Excellence in Education Award (2000); Biophysical Society Fellow (2001); Douglass College Medal (2001).

### **Activities on behalf of IUPAB:**

International Union for Pure and Applied Biophysics (IUPAB): Council Member (2001-2005); Executive Board Member (2005-2008); Vice President (2005-2008)

### **Personal Statement with other relevant information:**

I am grateful for the role that the International Union of Pure and Applied Biophysics has played in my own career, allowing me to meet and work with biophysicists from around the world. I would be honored to work with the international biophysics community as president of the Union in supporting and enhancing the many IUPAB activities that benefit scientific interchange and promote worldwide biophysics education and outreach.



Greta Pifat-Mrzljak

## IUPAB

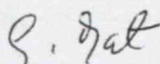
## NOMINATION FORM

We hereby nominate for the post of: President Elect of IUPAB

Candidate proposed: Prof. dr. Greta Pifat-Mrzljak

I hereby agree to serve if elected: yes

Signature of candidate:




Date: October 26, 2007

Name of Adhering Body: Croatian Biophysical Society

Name and position of Nominator: Dr. Vesna Svetlicic, President

Signature of Nominator:



Date: October 26, 2007

### BIOGRAPHICAL DETAILS OF CANDIDATE NOMINATED

Current position: Full professor at the University of Zagreb and Senior scientist at Rudjer Boskovic Institute

Postal address: Bijenicka 54, 10000 Zagreb, Croatia

Email address: pifat@irb.hr

Date of Birth: March 16, 1939

#### Education:

1965-66 Predoctoral fellow of Max-Planck Gessellschaft at Max-Planck, Göttingen, Germany, with Prof. M. Eigen (Nobel Laureat); 1971. Ph. D. in Chemistry, University of Zagreb; 1974-75 Postdoctoral fellow of the National Academy of Sciences in Washington at University of Pittsburg, USA;

#### Professional Positions (with dates):

1982-83 Visiting scientist at Max-Planck, Göttingen, Germany; 1988-89 Visiting scientist at Baylor College of Medicine, Houston, USA; 1989-97 Associate professor at University of Zagreb; 1990 Visiting professor at Max-Planck, Göttingen, Germany; 1992-93 Visiting professor at University of Basque Country, Bilbao, Spain; 1993-94 Vice-minister of science of the Republic of Croatia; 1995 Visiting professor at Max-Planck at Göttingen, Germany; 1997- Full professor at University of Zagreb; 1998- Senior scientist at Ruđer Bošković Institute, Zagreb; 2004- Full professor at University of Maribor, Slovenia.

#### Professional Memberships and/or Awards:

1976-1997 various posts (president, council member) at Croatian Biophysical Society; 1997 Annual State Award for Popularization and Promotion of Science; 1998 Award "European Circle" for science, European Movement – Croatia; 1998 State award of the Republic of Croatia for scientific endeavours; 2002 Austrian Honorary Award for Science and Culture I Order; 2004 Award of the Ruđer Bošković Institute's Director for the 2004 Scientist of the Institute; 2000-2006 Member of Managing Committee of COST D22 EU projects; 2005- Member of Consortium of EST Network "Biomem" of EU Marie Curie Research Training; 2006- Member of Scientific advisory board of Mediterranean Institute for Life Sciences, Split, Croatia.

#### Activities on behalf of IUPAB:

- 1993-2005 Member of IUPAB Special Commission on Subcellular and Macromolecular Biophysics,
- 2005- Council and Task Force on Education Member of IUPAB,

- Director of 10 International Summer Schools on Biophysics entitled: "Supramolecular Structure and Function" held in Croatia since 1981 and partially sponsored by IUPAB ([www.irb.hr/biophysics](http://www.irb.hr/biophysics)). Lectures delivered at each School are published as scientific books (9) by international publishers (Springer, Kluwer, etc.) with acknowledgment to IUPAB.

◦

**Personal Statement with other relevant information:**

Since 1980. Prof. Greta Pifat-Mrzljak is the principal investigator of many international and national scientific projects related to biophysics; since 1985 she is teaching Molecular biophysics as the graduate and postgraduate courses at the University of Zagreb and other international universities during her stay as a visiting professor; since 1982 she acts as the Editor of 25 scientific books published by international and national publishers; from 1973 she has organized 27 scientific symposia; 1981 she established already mentioned Biophysics Schools which are held since then for young scientists at the beginning of their careers as well as for experienced scientists. In addition, Prof. Pifat-Mrzljak works very hard on promotion of science and, thus, initiated and organized the exhibition: "Centuries of Natural Sciences in Croatia: Theory and Application" in Zagreb, 1996 illustrated with more than 2500 items and in collaboration with about 300 scientists. There are many other promotional activities (initiative for "Appeal for peace" signed by 124 Nobel laureates, establishment of "Referees pool" for scientific projects, organization of many round table discussions on science policy, etc.).

Prof. Greta Pifat-Mrzljak is devoted to basic scientific research in the field of biophysics (published 57 original scientific papers in journals cited by Current Contents, delivered 63 invited lectures and seminars, participated at 68 international congresses world wide). Apart from being an excellent scientist, Prof. Pifat-Mrzljak is putting enormous efforts to bring together scientists of different profiles to promote biophysics as the rational language for solving scientific problems from multidisciplinary aspects. She is especially successful in organization of scientific events as evidenced by the internationally recognized tradition of Biophysics Schools in Croatia already for more than 25 years and partially supported by IUPAB, UNESCO (Master Classes of UNESCO), EBSA and local agencies.

Prof. Greta Pifat-Mrzljak is involved in biophysics education at different levels what offers an initiative for strong IUPAB networking with national biophysical activities. Her experience in promotion of science could be useful for IUPAB in spreading biophysics world wide.

Taking into account various scientific, educational and promotional engagements in the field of biophysics The Croatian biophysical society is strongly supporting the nomination of Prof. dr. Greta Pifat-Mrzljak for the post of President Elect of IUPAB.



Zihe Rao

IUPAB

NOMINATION FORM

We hereby nominate for the post of:

Member of Council and President-elect

Candidate proposed: **Zihe RAO**

I hereby agree to serve if elected:

Signature of candidate:

Date: Aug. 2, 2007

Name of Adhering Body: Biophysical Society of China

Name and position of Nominator: Jun-Xian Shen, Vice President of Biophysical Society of China

Signature of Nominator: Jun-Xian Shen

Date: August. 2, 2007

### BIOGRAPHICAL DETAILS OF CANDIDATE NOMINATED

**Current position:** President of Nankai University

Postal address: The President's Office, Nankai University, 94 Weijin Road, Nankai District, Tianjin 300071, China

Email address: raozh@xtal.tsinghua.edu.cn

Date of Birth: September 6, 1950

#### **Education:**

1985 - 1989 Ph.D. (Protein Crystallography with Neil Isaacs)

St. Vincent's Institute of Medical Research & Department of Biochemistry, Melbourne University, Australia

1979 - 1982 M.Sc. (Protein Crystallography with Dong-Cai Liang)

University of Science & Technology of China (USTC) & Institute of Biophysics, Chinese Academy of Science

1973 - 1977 B.Sc. (Biophysics)

University of Science & Technology of China (USTC), Chinese Academy of Science.

#### **Professional Positions (with dates):**

President of Nankai University (2006 - )

Professor of Structural Biology, Tsinghua University (1996 - )

Director-General of the Institute of Biophysics (2003-2007)

Director of the National Key Laboratory of Biomacromolecules (2003-2007).

#### **Professional Memberships and/or Awards:**

Member of Chinese Academy of Sciences (2003).

Member of Third World of Academy of Science (2004).

Chen Jiageng Prize for Life Science (2006).

Trieste Science Prize for Medical Science (2006).

#### **Activities on behalf of IUPAB:**

Professor Rao was elected as Member of the IUPAB council in 2005. As President of the Biophysical Society of China, he is responsible for organizing the 17 th IUPAB congress in Beijing, China, in 2011. Professor Rao was an invited speaker at the 14 th IUPAB congress in Buenos Aires, Argentina (2002), and the 15 th IUPAB congress in Montpellier, France (2005).

#### **Personal Statement with other relevant information:**

## IUPAB

## NOMINATION FORM

We hereby nominate for the post of: President-Elect

Candidate proposed: Professor Gordon C. K. Roberts

I hereby agree to serve if elected: Yes

Signature of candidate: *Gordon Roberts*

Date: 9.11.2007

Name of Adhering Body: British Biophysical Society

Name and position of Nominator: Professor A. Watts, Chairman

Signature of Nominator: *A.W.*

Date: 9.11.2007

### BIOGRAPHICAL DETAILS OF CANDIDATE NOMINATED

Current position: Professor of Biochemistry, Director of the Henry Wellcome Laboratories for Structural Biology and Head of the School of Biological Sciences, University of Leicester

Postal address: Department of Biochemistry,  
University of Leicester,  
Henry Wellcome Building,  
PO Box 138, Lancaster Road,  
Leicester LE1 9HN, UK

Email address: gcr@le.ac.uk

Date of Birth: 28.5.1943

Education: 1964 BSc (Hons) Biochemistry, University College London  
1967 PhD (Biochemistry), University of London

#### Professional Positions (with dates):

- |              |   |
|--------------|---|
| 1967-69      | Research Chemist/ Senior Research Chemist, Merck Sharp & Dohme Research Laboratories, Rahway, NJ, USA   |
| 1969-86      | Member of Scientific Staff, Medical Research Council<br>1969-72 MRC Molecular Pharmacology Research Unit, Cambridge<br>1972-86 Division of Physical Biochemistry, National Institute for Medical Research, London |
| 1986-present | Professor of Biochemistry, University of Leicester, and Director, Henry Wellcome Laboratories for Structural Biology  |
| 2000-2004    | Head of Department of Biochemistry, University of Leicester   |
| 2004-present | Head of School of Biological Sciences, University of Leicester  |

IUPAB is registered in France according Loi du 1<sup>er</sup> Juillet 1901-Art. 5,  
N° D'ORDRE 03/000309, N° DOSSIER 00158190



Professional Memberships and/or Awards:

Fellow, Academy of Medical Sciences  
Fellow, Royal Society of Chemistry  
Member of Committee, British Biophysical Society (Chairman, 1992-1995)  
Member of Council, Biochemical Society

Activities on behalf of IUPAB:

Member of Council since 2002  
Member, Special Commission on NMR in Biology and Medicine, 1994-1999; Task Force on NMR in Biophysics, 1998-2002; Task Force on NMR in Biological Systems, 2002-present

Personal Statement with other relevant information:

My training was in Biochemistry, but in the course of my PhD I came across the applications of NMR spectroscopy to the study of proteins and then joined the lab of Oleg Jardetzky, one of the pioneers of this field, as a post-doc. In those days NMR involved electromagnets at 100MHz, and it has been very exciting over the subsequent years to see the spectrometers and the techniques develop so rapidly and to join in exploiting these developments to obtain ever more detailed information about proteins and their interactions. My interests continue to be in protein-ligand interactions, including protein-protein interactions, and in protein dynamics, particularly in 'unfolded' regions of proteins. We are currently working on drug-metabolising enzymes (cytochromes P450 and  $\beta$ -lactamases) and on a number of proteins involved in cell signalling pathways. While my principal technique has been NMR, I have also used a range of other biophysical techniques (often collaboratively), including rapid kinetics, optical spectroscopy, X-ray crystallography, small-angle X-ray scattering and EPR spectroscopy.

I have been involved with learned societies both nationally and internationally for many years. Nationally, I have been a member of the British Biophysical Society since I was a post-doc, and on its Committee since 1988. I have also served on Group Committees of the Royal Society of Chemistry and of the Biochemical Society. Internationally, in addition to IUPAB, I have served on the International Council for Magnetic Resonance in Biological Systems (including a term as Chairman) and on the Council of the International Society of Magnetic Resonance.

I believe that IUPAB has a key role to play in serving the world biophysics community and in the global development of biophysics, a subject which is becoming increasingly important as we progress towards both deeper and broader understanding of biological systems, from molecules to man. There is much to do in providing high-quality training for young scientists in this important and intrinsically interdisciplinary area, particularly but by no means exclusively in less developed countries. The Task Forces of IUPAB have made an excellent start on this, with proposals for regional training programmes and a well-established series of Workshops. Equally important, a central function of IUPAB must be the promotion and dissemination of the highest-quality science, through support not only for the triennial Congress but also for more specialised conferences around the world. It is at these meetings that the latest results can be discussed and biophysicists can interact and establish new collaborations to take our subject forward.

If these activities of IUPAB are to thrive and develop, it will be essential, not least in view of our limited budget, to forge partnerships with other organisations. Excellent examples of this are the IUPAB Congresses, held very successfully in Montpellier in 2005 with the French Biophysical Society and the European Biophysical Societies Association, and to be held in California in 2008 with the Biophysical Society of North America and in Beijing in 2011 with the Chinese Biophysical Society. If possible, the role of ICSU as an umbrella organisation to bring the scientific unions together needs to be strengthened, though this does present us with challenges. More important, partnerships with biophysicists at the regional and national level must be a central feature of all the activities of IUPAB in the coming years.

Biophysics has entered an enormously exciting phase, and we must work to ensure that IUPAB plays its part in promoting and developing this science and spreading the excitement across the world.

Please do not supply any additional supplementary papers - they will not be circulated (2 pages altogether)

Tej P. Singh

**IUPAB**

**NOMINATION FORM**

We hereby nominate for the post of : **\_\_\_President-Elect**

Candidate proposed : **Prof. Tej P. Singh**

I hereby agree to serve if elected :

Signature of candidate : \_\_\_\_\_

Date : \_\_\_\_\_

Name of the Adhering Body : **INDIAN NATIONAL SCIENCE ACADEMY , NEW DELHI, INDIA**

Name and position of Nominator : **S.K.SAHNI**  
\_\_\_\_\_  
**EXECUTIVE SECRETARY**

Signature of the Nominator : \_\_\_\_\_

Date : **26<sup>TH</sup> OCTOBER, 2007** \_\_\_\_\_

**BIOGRAPHICAL DETAILS OF CANDIDATE NOMINATED**

**Current Position** Distinguished Biotechnologist, Department of Biophysics, All India Institute of Medical Sciences, New Delhi, INDIA

**Postal Address** Department of Biophysics  
All India Institute of Medical Sciences  
New Delhi-110029, India  
Tel : +91-11-2658 8931  
Fax : +91-11-2658 8663  
URL: <http://www.tapss.org.in/Tej.Singh.htm>

**Email Address** [tps\\_aiims@hotmail.com](mailto:tps_aiims@hotmail.com)

**Education :**

Degree	University/Institution	Year	Remark
Ph.D.	Indian Institute of Science, Bangalore	1976	Structural Studies of Analgesic/anti-
M.Sc.	University of Allahabad	1971	First Class, First Rank
B.Sc.	University of Allahabad	1968	First Class

**Professional Positions (with dates)**

Position	Institution / University	Year
Professor and Head	Department of Biophysics	1986-2006
Additional Professor	Department of Biophysics	1984-1985
Senior Investigator	Institute for crystallography	1982
Reader	Sardar Patel University	1980 - 1983
Alexander von Humboldt - Lecturer	Max-Planck Institute for Biochemistry, Martinsried / Munich, University of Indore	1978 - 1980 1977
CSIR Research Associate	Indian Institute of Science,	1976



## **Professional Memberships and/or awards**

### **(a) Awards**

- Professor G.N. Ramachandran CSIR Gold Medal for Excellence in Science and Technology - 2006
- Distinguished Biotechnologist Award - 2006
- Professor G.N. Ramachandran 60<sup>th</sup> Birthday Commemoration INSA Medal - 2006
- Sir J. C. Bose Memorial Award of the Indian Science Congress - 2006
- K.K. Foundation award for Science and Technology - 2001
- Alexander von Humboldt Foundation Fellowship 1978 - 2006
- Canadian Development Agency Award - 1991
- Danish International Development Agency Award - 1977
- First Rank in M.Sc. in the University of Allahabad - 1971

### **(b) Fellow of Academies**

- Fellow of the Third World Academy of Sciences : F.T.W.A.S. 2003 -
- Fellow of the Indian National Science Academy : F.N.A. 2001 -
- Fellow of the National Academy of Sciences : F.N.A.Sc. 1998 -
- Fellow of the Indian Academy of Sciences : F.A.Sc. 1994 -
- Fellow of the Alexander von Humboldt Foundation : F.AvH.F. 1978 -

### **(c) Plenary lectures / Invited lectures / Orations**

- Foundation day lecture of the Institute of Bioinformatics and Applied Biotechnology of the Karnataka Government, Bangalore, India, 2007
- Plenary lecture in Drug Development Conference for the Third World, Trieste, Italy, 2006
- First Dr. C. M. Singh Memorial lecture of the Indian Veterinary Society, India, 2006
- Invited talk at the 93<sup>rd</sup> Indian Science Congress, Hyderabad, India, 2006
- Plenary lecture in the 74<sup>th</sup> Society of Biological Chemists of India, Lucknow, India, 2005
- Invited talk in the 15<sup>th</sup> International Biophysics Congress, Montpellier, France, 2005
- First Dr. G. G. Das Oration of the Indian Physical Society, Kolkata, India, 2005
- Platinum Jubilee lecture of the 92<sup>nd</sup> Indian Science Congress, Ahmedabad, India, 2005
- Plenary lecture in the 4<sup>th</sup> Asian Crystallographic Congress, Hongkong, 2004
- 7<sup>th</sup> Professor Sibte Hasan Zaidi Oration of ITRC, Lucknow, India, 2003.
- Invited talk in the 14<sup>th</sup> International Biophysics Congress, Buenos Aires, Argentina, 2002
- Invited talk in the 16<sup>th</sup> International Crystallography Congress, Beijing, China, 1993
- Plenary lecture in the 1<sup>st</sup> International Conference on Subtilisin, Hamburg, Germany, 1991

## **Activities on behalf of IUPAB**

He has been a member of the IUPAB Council since 2002 and currently, He is also working as a Vice-President of Indian National Science Academy, New Delhi. He is involved in several Inter-Academy programmes including strengthening of biophysics research and education.

## **Personal Statement with other relevant information**

Professor T. P. Singh has made outstanding contributions in the fields of structural biology and structure-based ligand design. His lab has reported more than 250 protein structure coordinate sets to the protein data bank (PDB) and published more than 300 research papers in high quality journals. He has established the structure – function relationship of proteins such as lactoferrins, lactoperoxidases, phospholipases A2, mammalian signaling glycoproteins, peptidoglycan recognition proteins, disintegrins, ribosome inactivating proteins and serine proteases. His group has developed several new molecules using rational structure based drug design with high potencies against inflammatory disorders, vasoconstriction and breast cancer. He has also reported a set of design rules with dehydro-residues.

Patrick Cozzone

**IUPAB**

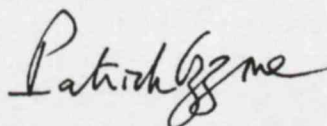
**NOMINATION FORM**

We hereby nominate for the post of: Treasurer

Candidate proposed: Pr P.J. Cozzone

I hereby agree to serve if elected:

Signature of candidate:

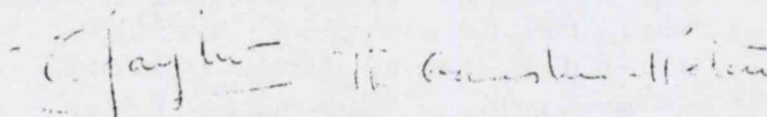


Date: **October 4th 2007**

Name of Adhering Body: Comité National de Biophysique (CNB)

Name and position of Nominator: Pr. Thérèse Garestier-Hélène, president of CNB

Signature of Nominator:



Date: **October 4th 2007**

**BIOGRAPHICAL DETAILS OF CANDIDATE NOMINATED**

**Current position:**

Professor of Biophysics, Faculty of Medicine, Université de la Méditerranée (Marseille)

Professor, Academic Institute of France, Chair of Biophysics (Paris)

Director, Center of Biological and Medical Magnetic Resonance, CNRS, Marseille

**Postal address:**

Centre de Résonance Magnétique Biologique et Médicale (CRMBM), UMR n°6612 CNRS - Université de la Méditerranée, Faculté de Médecine de Marseille, 27 Boulevard Jean Moulin, 13005 Marseille, France, Tel. : 33 (0)4 91 25 65 29, Fax: 33 (0)4 91 25 65 39

<http://crmbm.univmed.fr>

Email address: [patrick.cozzone@medecine.univ-mrs.fr](mailto:patrick.cozzone@medecine.univ-mrs.fr)

Date of Birth: June 20, 1945

**Education:**

Doctorate in Physical Organic Chemistry, 1967 (University of Marseille)

Doctorat ès Sciences Physiques, 1971 (University of Marseille)

MBA, Graduate School of Business, University of Chicago, 1982

**Professional Positions (with dates):**

Chargé de recherche CNRS 1967-1972, Institute of Biological Chemistry, Marseille

Post-doctoral Research Associate in Pharmacology and Biophysics 1972-1975, Stanford University

Professor of Biochemistry at the Faculty of Sciences and the Pasteur Institute in Tunis, 1975-1979

Professor of Biochemistry at the Faculty of Sciences of the University of Marseille, 1979-1990

Professor and Chairman of Biophysics at the Faculty of Medicine in Marseille 1990-present

Director, Centre de Résonance Magnétique Biologique et Médicale (CRMBM), Faculty of Medicine and University Hospital, Marseille, 1986-present

Professor (Chair of Biophysics), Academic Institute of France, Paris, 1998-present

**Professional Memberships and/or Awards:**

*Main Memberships*

Société Française de Biophysique

Société Française de Biochimie et de Biologie Moléculaire SFBBM

Study Group on Biological NMR, SFBBM

GRAMM, Groupe de Recherche sur les Applications du Magnétisme en Médecine



GERM, Groupe d'Etudes et de Recherche sur la Résonance Magnétique  
European Society for Magnetic Resonance in Medicine and Biology  
International Society for Magnetic Resonance in Medicine

#### *Awards*

Laureate of the French Academy of Sciences (1981).  
European Magnetic Resonance Award in Basic Sciences (1998)  
Member, Academic Institute of France (since 1998)  
Chevalier, Ordre National des Palmes Académiques (2003)  
Prix Spécial du Jury, Festival National des Sciences et Techniques (2005)  
Fellow, International Society for Magnetic Resonance in Medicine (2007)

#### **Activities on behalf of IUPAB:**

Member of the IUPAB Steering Committee of the Division of Biology and Medicine (1990-1996).

#### **Personal Statement with other relevant information:**

##### BRIEF DESCRIPTION OF SCIENTIFIC CAREER

P.J. Cozzone's initial research interests were in Organic Chemistry (1965-1967) and he obtained a Doctorate in Physical Organic Chemistry in 1967 (University of Marseille) on the synthesis of oxygen-containing heterocycles by free radical reactions. He then joined the Institute of Biological Chemistry in Marseille (Prof. Desnuelle) as a CNRS (National Council for Scientific Research) research officer to study pancreatic enzymes and obtained in 1971 a Doctorat ès Sciences on the primary structure and function of pancreatic amylase. His interest in the biological applications of Nuclear Magnetic Resonance (NMR) techniques started during that period and he published his first paper in biological NMR in 1970 on the detection of N-acetyl groups on proteins by proton NMR. As a post-doctoral fellow in Biophysics and Pharmacology at the Stanford Medical Center and Stanford Magnetic Resonance Laboratory (Prof. Jardetzky) he conducted from 1972 to 1975 NMR research on the conformational dynamics and interactions of proteins and nucleic acids, including some of the early work on muscle proteins.

From 1975 to 1979, he served in Tunisia on behalf of the French Foreign Affairs Ministry as Professor of Biochemistry at the Faculty of Sciences and the Pasteur Institute in Tunis and at the School of Engineers in Sfax. Besides his teaching activities, he organized in Tunisia the first PhD program in life sciences. He initiated and administered several research programs in biological sciences and was instrumental in the foundation of the Biotechnology Center in Sfax, co-sponsored by the French Government, the European Union and the United Nations Program for Development.

From 1979 to 1990, P.J. Cozzone was Professor of Biochemistry at the Faculty of Sciences of the University of Marseille where he was responsible for the doctoral studies and created and directed the Biophysics Laboratory at the Institute of Biological Chemistry. He introduced courses in Biophysics and NMR in the curriculum of undergraduate and graduates studies. During that period he studied by physical techniques (mostly NMR) the structure and mechanism of action of pancreatic colipase and started to focus on *ex vivo* and *in vivo* NMR spectroscopy applied to cultured cells, biological fluids and perfused animal organs (myocardium protection, heart transplantation, hepatotoxicity of ethanol)

In 1986, he moved his research group to the Medical Campus of Marseille (Faculty of Medicine and University Hospital) where he founded a new research facility, the CRMBM (Centre de Résonance Magnétique Biologique et Médicale), totally devoted to the biomedical and metabolic applications of NMR. The CRMBM is a research facility jointly operated by the University of Marseille and CNRS. P.J. Cozzone was subsequently appointed in 1990 as Professor and Chairman of Biophysics at the Faculty of Medicine in Marseille. CRMBM has become a noted facility for the multimodal MR exploration of murine models of human pathologies.

In 1998, P.J. Cozzone obtained funding to create at the University Hospital of Marseille, in addition to CRMBM, a new original facility, the CEMEREM (Centre d'Exploration Métabolique par Résonance Magnétique) combining research and diagnosis activities based on the exploration of humans by all available MR techniques. This facility has its own whole-body MR equipment at 1.5T totally devoted to clinical research and has been expanded (2006) to house a new 3T MR system.

P.J. Cozzone presently directs a staff of 50 scientists and clinicians and the CRMBM-CEMEREM platform constitutes one of the largest MR facilities for medical research and advanced diagnosis in Europe.

IUPAB Nomination form

We hereby nominate for the post of Secretary General

Cristobal G dos Remedios

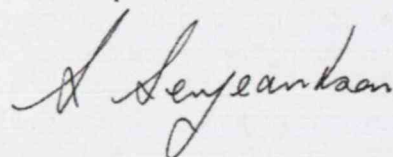
I hereby agree to serve if elected:



Date: September 22, 2007

Name of Adhering Body: Australian Academy of Science:

Name and position of nominator: SW Serjeantson (Executive Secretary)



Date: 24 September 2007

Biographical details of candidate

Current position: Member of IUPAB Council

Postal Address: Bosch Institute, Anderson Stuart Building (F13), The University of Sydney, 2006, Australia

Email address: [crisdos@anatomy.usyd.edu.au](mailto:crisdos@anatomy.usyd.edu.au)

Date of Birth: December 19, 1940.

Education:

B.Sc. (1965), PhD (1969), DSc (1994) – all degrees awarded by The University of Sydney

Professional positions (with dates)

Professor of Anatomy & Biophysics (appointed 2001)

Department of Anatomy & Histology,

University of Sydney (appointed 1974, Associate Professor 1980-2000; Senior Lecturer 1972-1980))



Director, Muscle Research Unit, Department of Anatomy & Histology, University of Sydney (1974-present)

Professional memberships and/or awards:

US Biophysical Society, 1972-present Member of Council 1999-2002, Member of National Executive 2002- 2004, Editorial Committee 2006-  
Australian Society for Biophysics, 1978-present, President 1995-1997  
National Committee for Biophysics of the Australian Academy of Science, member 1989-91, Chair 1995-2001.  
Australian Society for Medical Research, 1987-present  
Australian Physiological and Pharmacological Society, 1983-present  
International Society for Heart Research, 1998-present  
Australian Science Communicators, 2000-present  
Anatomical Society of Australia and New Zealand, 1972-present

Awards, Honours

Career Investigator Fellow, American Heart Association, 1970-1972  
Louis N Katz Prize for young investigators, American Heart Association, 1971  
Invited symposia/lectures (recent): International Union for Pure and Applied Biophysics, Delhi 2004, Buenos Aires 2004; British Proteomics Society 2006; Australian Society for Biophysics 2005; Japanese Biophysical Society 2006; Aust & NZ Society for Clinical Cardiology, 2006; University of Maryland 2006; University of Miami School of Pharmacology 2006.  
Distinguished Cardiovascular Lectureship, University of California Los Angeles 2006. Visiting Professor, Mayo School of Medicine.

Membership of Editorial Boards

Electrophoresis	Associate Editor of 1996-2003
Proteomics	Editorial Board, 2003-present
Proteomics Clinical Applications	Editorial Board, 2007-present
European Biophysics Journal	Editorial Board, 2003
Biophysics	Editorial Board, Biophysical Society of Japan, 2005- present
Biophysical Journal	Editorial Board, 2006-2008

Activities on behalf of IUPAB:

IUPAB: Vice-President (2002-2004), and a member of Council (1996-present)

Personal Statement with other relevant information

I have had a longstanding interest in the business of IUPAB as evidenced by by membership of its Council and Executive.  
I would be pleased to serve as Secretary General.

## IUPAB


## NOMINATION FORM

We hereby nominate for the post of: Member of The Council

Candidate proposed: Prof. Alicia Alonso

I hereby agree to serve if elected:

Signature of candidate:

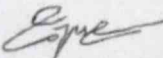
  
Alicia Alonso

Date: September 30, 2007

Name of Adhering Body: Spanish IUPAB Committee (Comité Interministerial Ciencia y Tecnología)

Name and position of Nominator: José L Carrascosa. President of the Spanish IUPAB Committee

Signature of Nominator:

  
JOSE L. CARRASCOSA

Date: September 30, 2007

### BIOGRAPHICAL DETAILS OF CANDIDATE NOMINATED

**Current position:** Professor of Biochemistry, Universidad de Pais Vasco

**Postal address:** Unidad de Biofísica, Dpto Bioquímica y Biología Molecular. Facultad de Ciencia y Tecnología. Barrio Sarriena s/n. 48940 Leioa (Vizcaya) SPAIN

**Email address:** alicia.alonso@ehu.es

**Date of Birth:** 17/04/1955

**Education:**

PhD in Biology Universidad del País Vasco (UPV/EHU), 1980.

Master in Biological Sciences. Universidad del País Vasco, 1977.

**Professional Positions (with dates):**

1992- to date Professor of Biochemistry, Universidad del País Vasco

1998-2000 Head of the Biophysics Unit CSIC-UPV/EHU.

1995-98 Head of the Associate Unit with CSIC "Biomembranes Group" with the CSIC.

IUPAB is registered in France according Loi du 1<sup>er</sup> Juillet 1901-Art. 5.  
N° D'ORDRE 03/000309, N° DOSSIER 00158190



- 1999-00 Visiting Research Professor, Department of Biochemistry & Microbiology,  
University of Victoria (Canada).
- 1985-92 Lecturer in Biochemistry, Universidad del País Vasco Spain
- 1982-85 Assistant Lecturer, Department of Biochemistry, University of Bilbao, Spain.
- 1981-82 Visiting Research Fellow, Royal Free Hospital, University of London.

**Professional Memberships and/or Awards:**

Member of the Spanish Biochemical Society and of the Group "Biomembranes and Bioenergetics" 1979.  
Jordi Camp Award to Research on Tensioactives, 1981.  
Member of the Spanish Biophysical Society, 1987.  
Member of SOBLA (Society of Biophysicists from LatinAmerica), 1993.  
Chairman of the Biomembranes Group of the Spanish Biochemical Society 1997-1999.  
Member of the Council of the Spanish Biochemical Society 1996-2000.  
Vice-President of the Spanish Biophysical Society, 2003-2006.  
Member of the Editorial Board of *Biochimica et Biophysica Acta. Biomembranes*, 2005-to date.  
President of the Spanish Biophysical Society, 2003-to date.

**Activities on behalf of IUPAB:**

Member of the EEC/Erasmus Project evaluating the Teaching of Biophysics in the EEC countries. (Report published in the *European Biophysics Journal*). (1989).  
Representative member of the Spanish Committee to IUPAB since 2004.  
As a Member of the Council of the Spanish Biophysical Society and current President I am involved in the organization of different International Meetings and Workshops.

**Personal Statement with other relevant information:**

I have been involved in research in biomembranes (Biophysical chemistry of lipids and membranes, membrane fusion and fission, Biophysics of lipids relevant in signalling) having published 120 peer-review papers together with the edition of 4 books, 18 chapter books, 140 communications in International Meetings, 23 invited lectures. Member of the Organizing or Scientific Committee in more than 20 Meetings since 1988. Chairman of 12 Sessions in Meetings. I have taught Biophysics for more than 20 years and I am concerned about its education at the graduate and postgraduate level. Also, and because of the special position of Spain with respect to Latin America, I am keen to support the activities of IUPAB in promoting biophysics across the world, mainly increasing the collaboration between the European and the Latin American countries through the organization of Workshops and promoting the mobility of students and teachers. I am interested in facilitating the access of women and minorities to all levels of education and responsibility. I am convinced that IUPAB can serve the purpose of making a better world through the promotion of knowledge and of the scientific values.

Please do not supply any additional supplementary papers - they will not be circulated (2 pages altogether)

Pavle R. Andjus

**IUPAB**

**NOMINATION FORM**

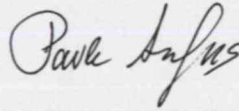
We hereby nominate for the post of: MEMBER OF COUNCIL

Candidate proposed: **Prof. PAVLE R. ANDJUS**

I hereby agree to serve if elected:

Signature of candidate:

Date: 14/11/2007

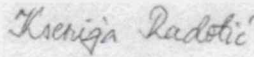


Name of Adhering Body: BIOPHYSICAL SOCIETY OF SERBIA

Name and position of Nominator: **Dr Ksenija Radotić**, Secretary general BSS

Signature of Nominator:

Date: 14/11/2007



**BIOGRAPHICAL DETAILS OF CANDIDATE NOMINATED**

**Current position:** Head of Center for laser microscopy, School of Biology, Univ. of Belgrade

Postal address: Studentski trg 12-16; POB 51; 11001 Belgrade, Serbia

Email address: pandjus@bf.bio.bg.ac.yu

Date of Birth: 01/05/1958

**Education:**

1981 - B.Sc. in Molecular Biology & Physiology, School of Natural Sciences, University of Belgrade, YU

1985 - M.Sc. in Biophysics, Center for Multidisciplinary Studies, University of Belgrade, YU

1991 - Ph.D. in Biophysics, School of Natural Sciences, University of Belgrade, YU

1992 - Neurobiology course - Marine Biological Laboratory, Woods Hole, MA USA

**Professional Positions (with dates):**

1981-1984 - Research assistant, Institute for General and Physical Chemistry, Belgrade

1984-1999 - Research associate, Institute for General and Physical Chemistry, Belgrade

1989-1992 - Teaching assistant, Faculty of Biology, University of Belgrade

1992-1999 - Assistant professor, Faculty of Biology, University of Belgrade

1993-1994 - Head of Chair in General physiology and biophysics, Faculty of Biology, University of Belgrade

1994-1995 - Visiting scientist, International School for Advanced Studies, Trieste, Italy

1997-2003 - President of the Serbian Biophysical Society and Vice-president of the Yugoslav Biophysical Society

May 1998 -2006 - Head of Chair in General physiology and biophysics, Faculty of Biology, University of Belgrade

1999-2003 - Associated professor, Faculty of Biology, University of Belgrade

Sept 1999- Jan 2003 - Visiting scientist, Center for Brain Repair "Rita-Levi Montalcini", Dept. for Neuroscience, University of Turin, Turin, Italy

2002-2006 - Head of Department for Physiology and Biochemistry, Faculty of Biology, University of Belgrade

2003- - President of the Yugoslav Biophysical Society (renamed in 2007 to Biophysical Society of Serbia)



- Dec 2003- - Full professor, Faculty of Biology, University of Belgrade  
2004 - - Head of Center for laser microscopy, School of Biology  
2005-2006 - Vice-dean for science, Faculty of Biology, University of Belgrade

**Professional Memberships and/or Awards:**

- Yugoslav Biophysical Society (Biophysical Society of Serbia), president  
Serbian Biophysical Society, president  
Society for Neuroscience (USA)  
New York Academy of Sciences  
General Physiology and biophysics (Field Editor)  
Arthur Klorfein Scholarship & Fellowship Fund, (USA)  
Society of General Physiologists fellowship (USA)  
Post-doc fellowship at the International School for Advanced Studies (Trieste, Italy)  
Award for 2002-2003 of the Ministry of Science (Rep. of Serbia)

**Activities on behalf of IUPAB:**

- Delegate for the General Assembly
- Candidate for IUPAB Council, 2000 and 2006
- President of the organising committee for the 22<sup>nd</sup> International biophysics symposium, S. Stefan, Montenegro (Oct 2004)
- Founder and organizer of the series of Biophysical Schools in Serbia & Montenegro (2004 & 2006).
- Member of Scientific committee of the Regional Biophysical Congress in Balatonfured, 2007.

**Personal Statement with other relevant information:**

Since my graduate studies my professional carrier has always been on the path of biophysics. My research work has covered a wide range of biophysical problems from plant ion channels to the neurobiophysics of synapses, and I dealt with a wide range of techniques from NMR, DSC to patch-clamp and confocal microscopy. Today I am also devoted to the education in biophysics trying to bring it alive and strong again as it was in this region before the dissolution of political stability. I teach several courses in biophysics (General physiology with biophysics, Basic systems biophysics, Ecobiophysics, Neurobiophysics...). As the president of the national biophysical society I also try to bring co-operation in biophysics back to this region through the organization of symposia and workshops. In this respect it is most important to form joint projects with new countries (but old partners) from the region. In this respect we have already started collaboration programs (COST, FP6) with colleagues from Slovenia and Croatia. I am also heading a Center for laser confocal microscopy at the School of Biology in Belgrade and our plan is to make it grow as a regional center making this unique technique available primarily to young researchers from less developed regional countries. To this end we have been awarded funds for an FP6 Special Support Action "Neuroimage" with 6 participants from EU and associated countries. As a member of IUPAB Council I would take the opportunity to promote the SEE region and to work on the interaction with the biophysical centers from other parts of the world.

Francisco Barrantes

## IUPAB NOMINATION FORM

We hereby nominate for the post of: **Council Member reelection**

Candidate proposed: **Professor Francisco J. Barrantes, MD PhD**

I hereby agree to serve if elected:

Signature of candidate: \_\_\_\_\_

Date: October 2007

Name of Adhering Body: \_\_\_\_\_ Sociedad Argentina de Biofisica (SAB) \_\_\_\_\_

Name and position of Nominator: Professor. Silvia del Valle Alonso, SAB President.

Signature of Nominator: \_\_\_\_\_

Date: \_\_\_\_\_

### BIOGRAPHICAL DETAILS OF CANDIDATE NOMINATED

**Current position:** Full Professor (Ordinarius), Dept. of Biochemistry, Biology and Pharmacy, Universidad Nacional del Sur, Argentina

-Director of Institute of Biochemical Research (INIBIBB), Bahía Blanca, Arg. Natl. Research Council (CONICET), Argentina.

- "Investigador Superior", highest rank in the Argentinian Scientific Research Career (1994-to date).

-Professor and Chairholder, UNESCO Chair of Molecular Neurobiology & Biophysics (1998-to-date).

-Associate Member, European Membrane Protein Consortium (2004-to date)

-Director of the Scientific and Technological Center (*Centro Científico Tecnológico de Bahía Blanca*), Argentina (2007-to date)

Postal address: INIBIBB, C.C. 857, 8000 Bahía Blanca, Argentina - TE: (054) 291 4861201 / 291 4861738. Fax: (054) 291 4861200 / 291 4526114 or 4860664 direct.

Email address: [rtfjb1@criba.edu.ar](mailto:rtfjb1@criba.edu.ar)

Date of Birth: 13/10/1944

Education:

#### Professional Positions (with dates):

2005- to date Adjunct Faculty, Visiting Professor, Tata Institute for Fundamental Research, National Center for Biological Sciences (NCBS) and Department of Biological Sciences (DBS), Bangalore, India.

1993-1999. Visiting Professor, Biochemistry Dept., Univ. Bath, England.

1993. Visiting Professor, Dept. of Biochemistry and Molecular Biology, Univ. of Extremadura, Spain.

1991 Royal Society (London) Guest Research Fellow at the Medical Research Council, Laboratory of Molecular Biology, Cambridge, U.K.

1990-91. Human Frontier Research Fellowship. Medical Research Council, Laboratory of Molecular Biology, Cambridge, U.K.

1987 Visiting professor. Dept. Neurobiology, Weizmann Inst. Science, Rehovot, Israel.



1986-1987 Visiting professor. Dept. Neurobiology and Behavior, State University of New York at Stony Brook, N.Y., U.S.A.

1986 Fellow. The Neurosciences Institute, Rockefeller University, New York, U.S.A.

1983- to date: Full Professor (Ordinarius), Biological Chemistry, Department of Biochemistry, Biology, and Pharmacy, Universidad Nacional del Sur, Argentina.

1983-to date: Director of the Institute of Biochemistry, Univ. Nac. del Sur/CONICET, Bahía Blanca, Argentina.

1978-1982. Joint Head of the Membrane Group (Gruppe 14, BNS) together with Drs. E. Neher and B. Sakmann at the Max-Planck-Institute for Biophysical Chemistry, Göttingen, W. Germany.

2002- Appointed Member of the Biology Committee of the Latin American Network for Biological Sciences (RELAB). UNESCO.

2003-to date. Reviewer for American Journal of Physiology, Biochemistry, Biochemica et Biophysica Acta, Biophysical Journal, Chem. Phys. Lipids, European Biophysical Journal, European Journal of Pharmacology, Molecular Brain Research, Nature Biotechnology, Journal of Neuroscience.

2006. Chairman, Biochemistry Reviewing Committee, Arg. Scientific Research Council (CONICET).

#### **Professional Memberships and/or Awards:**

1979-1988 External reviewer of the National Science Foundation (NSF), U.S.A.

1986-1989 Member of the Chemistry Reviewing Committee, Arg. Scientific Research Council (CONICET).

1987(Oct) Consultant of the Biotechnology Program of the Argentinian Secretary of State for Science and Technology (SECYT) in the Federal Republic of Germany.

1988-to date Reviewer. Scientific Research Council (CONICIT), Chile.

#### **Activities on behalf of IUPAB:**

1984-1987 Member (nominated) of the Special Commission on Cell and Membrane Biophysics of the International Union of Pure and Applied Biophysics (IUPAB).

1988-1990 Member of the Special Commission on Cell and Membrane Transport of the International Union for Pure and Applied Biophysics (IUPAB). Elected member of the Executive Committee of the above commission.

1988-1990 Member of the Council of the Latin American Biophysical Soc. (SoBLA).

2006-2008. Appointed Member of Council, International Union for Pure and Applied Biophysics (IUPAB).

#### **Personal Statement with other relevant information:**

My goal as Council member will be to serve as a link between mature biophysical communities in developed countries and those in less well-endowed regions of the world. To this end I shall capitalize on my previous and current experience regarding the quite different needs of those individuals and scientific bodies with whom I have had the opportunity to discuss topics of scientific relevance during my two periods as chairman and member of the Committee for Aid and Education of the ISN, as member of its Council, and through various activities at the Academy of Sciences for the Developing World (TWAS), its Regional Office in Latin America (of which I have recently been elected one of the five Council members), the UNESCO Chair, the European Membrane Protein Consortium, and other academic and scientific bodies. I am eager to put the fruit of my long research career and service in such bodies to good effect within the framework of the IUPAB Council.

Grzegorz Bartosz

**IUPAB**

**NOMINATION FORM**

We hereby nominate for the post of: Member of the  
Council \_\_\_\_\_

Candidate proposed: Prof. Grzegorz Bartosz  
\_\_\_\_\_

I hereby agree to serve if elected:

Signature of candidate: \_\_\_\_\_ *G. Bartosz*

Date: September 27, 2007  
\_\_\_\_\_

Name of Adhering Body: Committee of Biochemistry and Biophysics, Polish Academy of  
Sciences \_\_\_\_\_

Name and position of Nominator: Prof. Czesław Cierniewski, Chairman, Committee of  
Biochemistry and Biophysics, Polish Academy of  
Sciences \_\_\_\_\_

Signature of Nominator: \_\_\_\_\_ *C. Cierniewski*

Date: September 27,  
2007 \_\_\_\_\_

**BIOGRAPHICAL DETAILS OF CANDIDATE NOMINATED**

**Current position:** Head, Department of Molecular Biophysics, University of Łódź

Postal address: Department of Molecular Biophysics, University of Łódź, Banacha 12/16, 90-237  
Łódź, Poland

Email address: [gbartosz@biol.uni.lodz.pl](mailto:gbartosz@biol.uni.lodz.pl) Date of birth: July 21, 1950

**Education:**

M. Sc. in biology, Univ. Łódź, 1971

M. Sc. in physics, Univ. Łódź, 1978

Dr. nat. sci., Univ. Łódź, 1977

Dr. hab. Nat. sci., Univ. Cracow, 1982

Professor, 1989

**Professional Positions (with dates):**

Since 1993, Ordinary Professor, Head, Dept. Mol. Biophysics, Univ. Łódź

1990-1993 Extraordinary Professor, Head, Dept. Mol. Biophysics, Univ. Łódź

1992 visiting Professor, Macquarie University

1990-1991 A. v. Humboldt fellow, Univ. Düsseldorf

1985-1990 Ass. Prof. Department of Biophysics, Univ. Łódź

1972-1985 Research and teaching associate, Univ. Łódź

**Professional Memberships and/or Awards:**

Society for Free Radical Research, since 1995

Member of European Committee, SFRR, 2002-2003 and 2004-2005

Polish Biophysical Society, since 1994

Member of Executive Board of Polish Biophysical Society, 2005-2007 and 2007-2010

Polish Biochemical society, since 1993

Committee of Biochemistry and Biophysics, Polish academy of Sciences, since 1999

Member of Editorial Boards of Acta Physiologiae Plantarum and Acta Biochimica Polonica

Member of Executive Committee of EBSA, since 2007



M. I. El Gohary

IUPAB

NOMINATION FORM

We hereby nominate for the post of: Council member of IUPAB  
Candidate proposed: Prof Dr M.I.EL Gohary

I hereby agree to serve if elected: Council member of IUPAB

Signature of candidate M.I.E.L. GOHARY

Date: 24/2/2005

Name of Adhering Body: Egyptian Academy of Scientific Research and Technology

Name and position of Nominator: Prof Dr Mohsen Mahmoud Shokry  
President of the Academy

Signature of Nominator: M.M. SHOKRY

Date: \_\_\_\_\_

**Current position:**

Professor of Biophysics at the Biophysics branch, Faculty of Science, Al Azhar University, Cairo

Postal address: 147 El Hgaz St. Heliopolice 11361, Cairo, Egypt

Email Address: mohelgoaha@yahoo.com

Date of birth: 18 October 1942

**Education:** 1970-1974, PhD Rostov-State University, Institute of Neurocybernetics USSR.

**Professional positions (with dates):**

- 1975 – 1980, lecturer of biophysics – physics department – Al Azhar university
- 1980 – 1985, Assistant professor of biophysics – physics department – al Azhar university
- 1985 up till now, Professor of biophysics, biophysics branch, faculty of sciences, Al Azhar university

**Professional Memberships and/or Awards:**

- 1988-1994 Member of the Experts Committee of Biophysics – UNECSO
- 1995 up till now Chairman of the Egyptian National Committee of Pure and Applied Biophysics – Egyptian Academy of Scientific Research and Technology (ASRT).
- 1999 up till now Chairman of the Egyptian Society of Pure and Applied Biophysics (ESPAB)
- 2002 Medal of Egyptian Radiation physics network – Egyptian Atomic Energy Authority (EAEA)
- 2003 Order of merit of the Egyptian biophysics society

**Activities on behalf of IUPAB:**

- 1986 Supervised the International course of NMR in medicine and biology with IUPAB collaboration.
- 1999-2002 Council Member of IUPAB
- 2002-2005 Council Member of IUPAB
- Representative of Egypt at the general assembly of IUPAB since 1975 (Copenhagen – Denmark)

**Personal Statement with other relevant information:**

Nationality: Egyptian

Marital Status: Married and have a Daughter 31, and Son 27

Publications: About 80 research works were published in local and international scientific journals and Congresses

Languages Skills: Arabic (fluent); English (very good); Russian (good)

Editorials: Editorial Secretary of the Egyptian Journal of biophysics and Biomedical Engineering since 1986 up till now. National Information and Documentation Center (NIDOC), Giza, Egypt

**IUPAB**

**NOMINATION FORM**

We hereby nominate for the post of : Member, IUPAB Council  
Candidate proposed : Prof. N. R. Jagannathan  
I hereby agree to serve if elected  
Signature of candidate : *N. R. Jagannathan*  
Date : October 04, 2007  
Name of Adhering Body : Indian National Science Academy (INSA)  
Name and position of Nominator : *E. K. SAHNI, Executive Secretary*  
Signature of Nominator : *E. K. Sahni*  
Date : *October 16, 2007*

**BIOGRAPHICAL DETAILS OF CANDIDATE NOMINATED**

**Current position** : Professor and Head  
**Postal address** : Department of NMR and MRI Facility  
All India Institute of Medical Sciences, New Delhi – 110029, India  
**Email address** : [jagan1954@hotmail.com](mailto:jagan1954@hotmail.com); [nrjgi@yahoo.co.in](mailto:nrjgi@yahoo.co.in)  
**Date of Birth** : June 23, 1954

**Education:**

B.Sc.	University of Madras, Chennai, India	1973
M.Sc. (Physics)	University of Madras, Chennai, India	1975
Ph.D. (Physics)	Department of Crystallography and Biophysics, University of Madras, Chennai	1982
Post-doctoral Fellow	University of British Columbia, Vancouver, Canada	1982-86
Post-doctoral Assoc.	Colorado State University, Fort Collins, USA	1987-88
Research Associate	Univ. of Arkansas for Med. Sci., Little Rock, USA	1988-89

**Professional Positions (with dates):**

July 1989 – June '93	Lecturer, Department of Crystallography and Biophysics University of Madras, Chennai.
July 1993 – June '98	Assistant Professor, Department of NMR and MRI facility All India Institute of Medical Sciences, New Delhi,
July – Nov. 1998	Associate Professor, Department of NMR and MRI Facility All India Institute of Medical Sciences, New Delhi,
Dec. 1998 - till date	Professor and Head, Dept. of NMR and MRI facility All India Institute of Medical Sciences, New Delhi

**Professional Memberships and/or Awards:**

1. President, Indian Biophysical Society (IBS)
2. Fellow, Indian Academy of Sciences (FASc)
3. Fellow, National Academy of Sciences (FNASc)
4. Member, Annual Program Committee (AMPC), International Society for Magnetic Resonance in Medicine (ISMIRM), USA
5. Member, Education Committee, International Society for Magnetic Resonance in Medicine (ISMIRM), USA
6. Member, Executive Council of the International Conference on Magnetic Resonance in Biological Systems (ICMRBS- 2005-2114).



7. Member, Editorial Board, "NMR in Biomedicine" (M/s. John Wiley & Sons)
8. Deputy Editor, "Neuroscience Imaging" (M/s. Nova Science Publishers, USA)
9. Secretary, National Magnetic Resonance Society of India (1998-2001)
10. Co-ordinator, Biophysics Syllabus Committee, Indian Biophysical Society (IBS)

**Activities on behalf of IUPAB:**

1. Member, National Committee of Indian National Science Academy (INSA) for IUPAB and International Union of Crystallography (IUCr) [2001 – till date].
2. Involved in framing syllabus for Biophysics for Asian countries as part of exercise of Task Force on Capacity Building and Teaching of IUPAB
3. Member, National Organizing Committee (NOC), IUPAB Congress, N. Delhi, 1999.

**Personal Statement with other relevant information:**

My research interest is in the multi-disciplinary area encompassing Biophysics, Biology and Medical Sciences using molecular imaging methods like MRI and NMR spectroscopy. Studies were aimed to integrate various MRI and *in vivo* MRS methodologies to be integrated in clinical environment for better and faster diagnosis, prognosis and for assessment of therapeutic response of the tumor. Studies also focus on improving our understanding the biology, metabolism and physiology of several disease processes at the structural and molecular level. My group is also involved in the metabolomic studies as well as on the structural and conformational study of bio-molecules. So far we have published more than 100 research papers in indexed journal. Few representative publications are listed below.

Presently, I am the President of the Indian Biophysical Society (IBS). I am Member of the Editorial Board of "NMR in Biomedicine" and Deputy Editor of "Neuroscience Imaging". I have arranged more than 8 National and International Conferences/Symposia/Meetings. I was the member of the National Organizing Committee (NOC) for the 1999 IUPAB Congress in New Delhi.

1. Brain metabolite changes in alcoholism: An *in vivo* proton MRS study. N. R. Jagannathan, N. G. Desai and P. Raghunathan. *Mag. Reson. Imaging* 14, 553-557, 1996
2. Volume localized *in vivo* proton MR spectroscopy of breast carcinoma: Variation of W/F ratio in patients receiving chemotherapy. N. R. Jagannathan, Meenakshi Singh, V. Govindaraju, P. Raghunathan, O. Coshic, P.K. Julka and G. K. Rath. *NMR Biomed.* 11, 414-422, 1998.
3. Reversal of abnormalities of myelination by thyroxine therapy in congenital hypothyroidism: Localized *in vivo* proton magnetic resonance (MRS) study. N. R. Jagannathan, N. Tandon, P. Raghunathan and N. Kochupillai. *Dev. Brain Res.* 109, 179-186, 1998.
4. Evaluation of total choline from *in vivo* volume localized proton MR spectroscopy and its response to neoadjuvant chemotherapy in locally advanced breast cancer. N. R. Jagannathan, M. Kumar, V. Seenu, O. Coshic, S. N. Dwivedi, P. K. Julka, A. Srivastava and G. K. Rath. *Br. J. Cancer* 84, 1016-1022, 2001.
5. Functional MRI shows activation of the medial pre-optic area during sleep. Khubchandhani M, N. R. Jagannathan, H. N. Mallick, and V. Mohan Kumar. *NeuroImage* 26, 29-35, 2005.

Eugenia Kovacs

## IUPAB NOMINATION FORM

We hereby nominate for the post of: **Member of IUPAB Counsel**

**Candidate proposed:** Eugenia Kovacs, Ph.D.

I hereby agree to serve if elected:

Signature of candidate: \_\_\_\_\_

Date: 23.10.2007

**Name of Adhering Body** \_Romanian Society of Pure and Applied Biophysics (RSPAB)

**Name and position of Nominator:** Tudor Savopol, Ph.D., Associate Professor of Biophysics, RSPAB Treasurer

Signature of Nominator: \_\_\_\_\_

Date: 22.10.2007

### BIOGRAPHICAL DETAILS OF CANDIDATE NOMINATED

**Current position:** Professor of Biophysics, Head of Department

**Postal address:** Department of Biophysics & Cell Biotechnology  
Carol Davila Medical University, Bucharest  
P.O. Box 35-43  
050461 Bucharest 35  
Romania

**Email address** [ekovacs@univermed-cdgm.ro](mailto:ekovacs@univermed-cdgm.ro) or [kirieris@yahoo.com](mailto:kirieris@yahoo.com)

**Date of Birth** 12. 03. 1944

#### Education

Faculty of Physics, Biophysics Division from Bucharest University, Romania  
Ph.D. in Physics (1978)

#### Professional Positions (with dates)

Assistant Professor of Biophysics (1973), Researcher (1980), Senior researcher (1990)  
Associated Professor (1996)  
Full Professor of Biophysics and Head of Department (1999)



### **Professional Memberships and/or Awards:**

- Member in the Counsel of the International Society of Bioelectrochemistry (BES)
- Member in the Editorial Board of Electromagnetic Biology and Medicine, New York
- Member in the Editorial Board of Romanian Journal of Biophysics
- Director of the Intl. FEBS Summer School on Membrane Transport and Signal Transduction, May 1997, Bucharest
- Director of the International Biophysics Autumn Schools *Biophysics for Human Health* in Sovata (2002) and Poiana Brasov (2005), Romania

#### Member in the Advisory Board of

- International Conference on Charge & Field Effects in Biosystems, Richmond Virginia (USA), June 1994
- 15 Biophysics conferences held in Romania
- XVIIth XVIII XIXth Symposiums of the International Society of Bioelectrochemistry (Firenze, Italy, June 2003, Coimbra, Portugal, June 2005 and Toulouse, April 2007)
- International Conference of Biological Effects of Electromagnetic Fields (Crete, October 2006)

### **Activities on behalf of IUPAB:**

- Secretary General of the Romanian Biophysical Society from 1997 to 2005
- President of the Romanian Biophysics Society (from 2005 to present)
- Member of the Organizing Committee of International IUPAB School (Neptun, Romania, September 2000)
- Nominated in 2005 by Canadian Biophysical Society as candidate for IUPAB Counsel membership
- Director of the IUPAB Autumn Schools
  1. *Predeal, October 2003*: Non invasive Biophysical Methods and their Application in Medicine and Biology
  2. *Mangalia, October 2007*: Biophysics for Medicine ([www.biophysicsnet.ro](http://www.biophysicsnet.ro))

### **Personal Statement with other relevant information**

My teaching is addressing graduated medical doctors as well as physicists, chemists and biologists in an interdisciplinary Master Course on *Biophysics and Cell Biotechnology*.

The aim of the course is to teach the young graduates the Biophysics research techniques to be used in medical research, to forge an interdisciplinary language and to open the minds for new applications of basic research responding the clinical needs.

I am coordinating a number of National and International collaborative research projects in which our Master and PhD students are actively involved.

Through my activity within Romanian Biophysics Society and the International Biophysics Schools I hope to contribute to enforcing the biophysics education in the scientific community in my country.


Peter Laggner

## IUPAB NOMINATION FORM

We hereby nominate for the post of: Council  
Member \_\_\_\_\_

Candidate proposed: Peter  
Laggner \_\_\_\_\_


I hereby agree to serve if elected:

Signature of candidate:  \_\_\_\_\_

Date:  
24.09.2007 \_\_\_\_\_

Name of Adhering Body: Austrian Academy of  
Sciences \_\_\_\_\_

Name and position of Nominator: Peter Laggner, Univ. Prof. , Director  
\_\_\_\_\_

Signature of Nominator:  \_\_\_\_\_

Date: 24.9.2007 \_\_\_\_\_

### BIOGRAPHICAL DETAILS OF CANDIDATE NOMINATED

**Current position:** Director

Postal address: Institute of Biophysics and Nanosystems Research, Austrian Academy of Sciences,  
Schmiedlstrasse 6, A-8042 Graz, Austria

Email Address: [peter.laggner@oeaw.ac.at](mailto:peter.laggner@oeaw.ac.at)

Date of birth: 10. Dec. 1944

**Education:** Dr. Phil (Chemistry, Physics), Karl-Franzens-University, Graz, Austria, 1971

#### Professionnal Positions (with dates):

1972-73 Post Doc at Unilever Res. Laboratory, the Frythe, Biophysics Division, Welwyn, GB

1973-1981 Scientist at Institut für Röntgenfeinstrukturforschung ÖAW, Graz

1977 Habilitation (Biochemistry) Technical University Graz

1981-1983 Scientist at EMBL, Outstation at DESY, Hamburg

1983 – Direktor, Institut für Röntgenfeinstrukturforschung, ÖAW, Graz

Professional Memberships and/or Awards:

#### Awards

Sandoz Award for Chemistry 1976

Research Award of the Styrian Government (with K- Müller) 1977

Rudolf-Wegscheider-Award of the Austrian Academy of Sciences 1979

#### Memberships

Societies

Austrian Chemical Society

Austrian Physical Society

Austrian Chemical-Physical Society

Austrian Biochemical Society

Austrian Society for Biotechnology

Austrian Atherosclerosis Society



Erwin-Schrödinger-Society for Nanosciences  
Bunsen-Society for Physical Chemistry  
German Chemical Society  
Gesellschaft Deutscher Naturforscher und Ärzte  
German Biophysical Society  
Gesellschaft Deutscher Naturforscher und Ärzte  
German Biophysical Society  
European Colloid and Interface Society  
European Synchrotron Radiation Society  
American Chemical Society  
The Biophysical Society

#### *Academies*

Austrian Academy of Sciences, Corresponding Member since 1996  
New York Academy of Sciences, Regular Member since 1987

#### *Functions*

- Secretary of the Austrian Biochemical Society – Section Graz 1977-1980
- Priority Committee Member for Synchrotron Projects of the European Molecular Biology Laboratory (EMBL), since 1985
- Co-founder of the Austrian Research Initiative for Synchrotron Radiation (FISYS), 1988
- OEAW Advisory Board Member for ILL Grenoble, since 1990
- Member of the Scientific Committee of Centers of Excellence of the Central European Initiative, 1990
- Austrian Delegate in the ESF Network on the Crystallography of Biological Macromolecules, since 1991
- President of the European Colloid and Interface Society 1, 1991-1992
- Member of the AUSTRON Study Group, since 1992
- Austrian Delegate to the IUPAB, since 1996
- Vice-President of the Erwin-Schrödinger-Gesellschaft for Nanosciences, since 1996
- Editorial Board Member of Chemistry and Physics of Lipids, since 1989
- Editorial Board Member of Avance in Lipid Research, since 1989
- Chairman of the Organizing Committee
- International Conference on Biothermodynamics, Seggau, 1985
- EMBO Practical Course on Differential Scanning Calorimetry and Scanning Densitometry of Biological Systems, 1985
- European Liquid Crystal Winter conference, Schladming, 1989
- European Colloid and Interface Science Conference, 1992
- French-Austrian Colloquia on Lipoproteins and Atherogenesis, 1991, 1994

#### **Publications**

More than 200 original papers and reviews in scientific journals and books

#### **Activities on behalf on IUPAB:**

Chairman of the Austrian National Committee for IUPAB, since 2004  
Delegate to the General Assembly since 1996  
Council Member since 2005

#### **Personal Statement with other relevant information:**

I would be honored and pleased to serve on further term as member of the IUPAB Council, particularly in view of the candidature of Graz, Austria as venue for the IUPAB Conference 2014.

## IUPAB

## NOMINATION FORM

We hereby nominate for the post of: Council Member

Candidate proposed: **Marcelo Marcos Morales**

I hereby agree to serve if elected: Yes

Signature of candidate:

Date: October 3<sup>rd</sup> 2007

Name of Adhering Body: Brazilian Biophysical Society

Name and position of Nominator: Marcelo Marcos Morales, Brazilian Biophysical Society President

Signature of Nominator:

Date: October 3<sup>rd</sup> 2007

### BIOGRAPHICAL DETAILS OF CANDIDATE NOMINATED

**Current position:** MD, PhD, Professor at Federal University of Rio de Janeiro, Brazil, at Carlos Chagas Biophysical Institute

Postal address: CCS Bloco G02-48, Ilha do Fundão, Cidade Universitária, Rio de Janeiro, Brazil, CEP 21949900

Email address: mmorales@biof.ufrj.br

Date of Birth: 15/12/1968

**Education:** Medical Doctor, PhD in Biophysics, Postdoc at Johns Hopkins USA.

#### **Professional Positions (with dates):**

Professor at Federal University of Rio de Janeiro since August of 1998.

Professional Memberships and/or Awards: Awards: TWAS young Scientist grant 2003, Young Scientist of Rio de Janeiro State Awards in 2002, 2003, 2005; Senior Scientist of Rio de Janeiro State Award 2007.

#### **Activities on behalf of IUPAB:**

Brazilian Biophysical Society President (2004-2008), Organization of Iberoamerican Congress of Biophysics (2003), Organization of South Cone Congress of Biophysics 2002 and 2007, Organization of Vice-Coordinator of Latin American Postgraduate Program of Biophysics

#### **Personal Statement with other relevant information:**

Morales was Coordinator of The Physiology Postgraduate Program at Federal University of Rio de Janeiro – 2006-2007, Treasure Person of the Brazilian Biophysical Society – 1998-2002, Secretary of the Brazilian biophysical Society 2003-2004; Cultural and Extension University Program at Biophysical Institute at Federal University of Rio de Janeiro (2002-2007)

#### **Publications:**

more than 40 papers in International Journals, 4 book chapters (3 of them in European books), one book published in Brazil (CV information at

<http://buscatextual.cnpq.br/buscatextual/visualizacv.jsp?id=K4766601D2>)



# IUPAB

# NOMINATION FORM

We hereby nominate for the post of: Council Member

Candidate proposed: Gerd Ulrich Nienhaus

I hereby agree to serve if elected: Yes

Signature of candidate: *Nienhaus*

Date: 25 October 2007

Name of Adhering Body: Deutsche Gesellschaft für Biophysik (DGfB)

Name and position of Nominator: Prof. Klaus Peter Hofmann, President DGfB

Signature of Nominator: *Klaus Peter Hofmann* Prof. Dr. Klaus Peter Hofmann

Date: 24 October 2007

## BIOGRAPHICAL DETAILS OF CANDIDATE NOMINATED

Current position: Professor and Director, Institute of Biophysics, University of Ulm

Postal address: Albert Einstein Allee 11, D-89081 Ulm, Germany

Email address: [uli@uiuc.edu](mailto:uli@uiuc.edu)

Date of Birth: 10 February 1959

Education: Physicist (Diploma), PhD

Professional Positions (with dates):

1983	Research Associate, Institut für Angewandte Physik, Univ. Münster
1983	Research Associate, Institut für Physikalische Chemie, Univ. Münster
1984	Research Associate, Max-Planck-Institut für Biochemie, Martinsried
1984 – 1989	Research Associate, Institut für Physikalische Chemie, Univ. Münster
1990	Postdoctoral Research Associate, University of Illinois at Urbana-Champaign (UIUC)
1991	Visiting Research Assistant Professor, UIUC
1992 – 1996	Assistant Professor of Physics, UIUC
1993 – 1996	Assistant Professor of Biophysics, UIUC
1996 – 1997	Associate Professor of Physics and Biophysics, UIUC
1996 –	Chair Professor and Director, Institute of Biophysics, University of Ulm
1997 –	Adjunct Professor of Physics und Biophysics, UIUC

1999	Visiting Professor, Stanford University
2002 – 2006	Dean of Studies in Physics, Universität Ulm
2005 – 2006	Vice Dean, Faculty of Natural Sciences, Universität Ulm

Professional Memberships and/or Awards:

1988	Ph. D. Prize, Universität Münster
1990 – 1991	Feodor Lynen Fellow of the Alexander von Humboldt Foundation
1994	Fellow, Center for Advanced Study, UIUC
1998	Fellow, American Physical Society (APS)
1999 – 2004	Treasurer, German Biophysical Society (DGfB)
2001	Fellow, Institute of Physics (IoP, London)
2002 – 2005	Secretary of Commission C6 (Biological Physics) of IUPAP (International Union of Pure and Applied Physics)
2003	Fellow, American Association for the Advancement of Science (AAAS)
2005 –	Vice-President, German Biophysical Society (DGfB)
2005 –	Chairman of Commission C6 (Biological Physics) of IUPAP
2006 – 2008	Assoc. Member of Commission C3 (Statistical Physics) of IUPAP
2006 – 2008	Assoc. Member of Affiliated Commission AC4 (Medical Physics) of IUPAP
2006 – 2008	Member of the IUPAP Nanoscience Working Group (2006–2008).
2006	Cooperation Prize Science-Industry, University of Ulm
2006 –	Member of the Scientific Council, John von Neumann Institute for Computing (NIC), Jülich, Germany
2007 –	Executive Board Member, German Physical Society (DPG) for Education
2007 –	Chairman, Conference of German Physics Departments (KFP)
2007 –	Council Member, Conference of Mathematical Natural Science Faculties in Germany (MNFT)

Activities on behalf of IUPAB: none

Personal Statement with other relevant information: n/a



Manuel Prieto

## IUPAB

## NOMINATION FORM

We hereby nominate for the post of: *Council Member*

Candidate proposed: *Manuel Prieto*

I hereby agree to serve if elected:

Signature of candidate: \_\_\_\_\_

*Manuel Prieto*

Date: *30 th September 2007*

Name of Adhering Body: *Portuguese Biophysical Society*

Name and position of Nominator: *Cláudio Soares, President*

Signature of Nominator: \_\_\_\_\_

*Cláudio Soares*

Date: *30 th September 2007*

### BIOGRAPHICAL DETAILS OF CANDIDATE NOMINATED

Current position: *Associate Professor (Habilitation), Technical University of Lisbon, Portugal*

Postal address: *Centro de Química-Física Molecular, Complexo I, IST  
Av. Rovisco Pais, 1049-001, Lisbon, Portugal*

Email address: *manuel.prieto@ist.utl.pt*

Date of Birth: *30 th March 1949*

Education: - *Habilitation, Chemical Engineering (Chemistry), I.S.T., Technical University of Lisbon, 1993*  
- *Ph.D., Chemical Engineering (Chemistry), I.S.T., Technical University of Lisbon, 1981 (cum laude)*  
- *Degree in Chemical Engineering, I.S.T., Technical University of Lisbon, 1971*

Professional Positions (with dates):

- *Associate Professor, I.S.T., Technical University of Lisbon, 1992/*
- *Associate Researcher "Centro de Biología Molecular y Celular", Elche, Spain, 2000/*
- *Assistant Professor, I.S.T., Technical University of Lisbon, 1982-1992*
- *Teaching Assistant, I.S.T., Technical University of Lisbon, 1971-1981*
- *Demonstrator, I.S.T., Technical University of Lisbon, 1968-1970*

Professional Memberships and Awards:

- *Member of the Board, Past-President and Founder: Sociedade Portuguesa de Biofísica/Portuguese Biophysical Society. This is a small but very active society, which*

IUPAB is registered in France according Loi du 1<sup>er</sup> Juillet 1901-Art. 5,  
N° D'ORDRE 03/000309, N° DOSSIER 00158190

*organizes scientific activities on a regular basis, and has increased significantly its membership.*

*- Member: Sociedade Portuguesa de Química (Portugal), Sociedad Española de Biofísica (Spain), Biophysical Society (U. S. A.), European Photochemistry Association, Sociedade Portuguesa de Bioquímica (Portugal), American Chemical Society (Division of Physical Chemistry)*

*Awards: - "Estímulo à Excelência" - 2005 - FCT (Fundação para a Ciência e Tecnologia)*

*- "Prémio União Latina" - 2006 - Reitoria Universidade Técnica Lisboa (Portugal)*

*Activities on behalf of IUPAB:*

*- I am a IUPAB Council member.*

*- As National Delegate I attended all the IUPAB General Assemblies since 1996.*

*- As Founder of the Portuguese Biophysical Society, I made it an adhering body of IUPAB.*

*IUPAB activities were since then known in Portugal.*

*- I participate on a regular basis in all the IUPAB scientific meetings.*

*Personal Statement with other relevant information:*

*I intend to actively collaborate in IUPAB activities, and I have previous experience in international organizations:*

*- I am a EBSA Executive Committee member.*

*- National Delegate at all the recent EBSA meetings.*

*- "International Mentor" of the Biophysical Society, USA*

*- Member of the Executive Board and Cluster co-coordinator of the European Marie-Curie Action EST "BioMem"*

*- National Delegate (COST Action D:22, Lipid-protein Interaction) and Member of the Groups: i) Molecular Interactions of the lipid-protein interface, ii) Biophysical characterization of structural and functional properties of membrane domains (rafts), iii) Principles of membrane protein folding and stability, iv) Transmembrane lipid domains and proteins responsible for the regulation of lipid asymmetry in eukaryotes*

*- Member of the Biophysical Society (USA) Subgroups: i) Biological Fluorescence, ii) Membrane Structure & Assembly*

*- Project evaluator for the "National Science Foundation", Arlington, VA, USA; COST (European Co-operation in the field of Scientific and Technical Research Action) D:22 (STSM); Marie Curie Actions Intra-European Fellowships (EIF) (Panel Life Sciences); INTAS (International Association for the promotion of co-operation with scientists from the New Independent States of the former Soviet Union); Marie Curie Actions Research Training Network (RTN); "Engineering and Physical Sciences Research Council", U. K.*

*- Evaluator for the "Council of Scientific & Industrial Research" (New Delhi-India).*

*- Evaluator for TWAS "The Third World Academy of Sciences"*

*- Participation on tutorial courses on biophysics on Argentina, India, Mexico, Peru, Spain, Portugal. Also co-organizer of the Short Courses yearly organized by the Portuguese Biophysical Society*

*- Supervisor or co-supervisor of 18 Ph. D. thesis*

*- Referee for 30 international scientific journals*

*- Organizer, co-organizer, or committee member of international scientific meetings (e.g., Madrid, 2006; Lisbon, 2005; Lisbon, 2004; Egypt, 2003; Santiago de Compostela, 2003; Segovia, 2002; Alicante, 2000; India, 1999; Cairo, 1998; Madrid, 1998; Lisbon, 1995)*

*- Participation in activities of Science Divuligation such as the Olympics of Chemistry*



Zihe Rao

## IUPAB NOMINATION FORM

We hereby nominate for the post of:

**Member of Council and President-elect**

Candidate proposed: **Zihe RAO**

I hereby agree to serve if elected:

Signature of candidate:

Date: Aug. 2, 2007

Name of Adhering Body: Biophysical Society of China

Name and position of Nominator: Jun-Xian Shen, Vice President of Biophysical Society of China

Signature of Nominator: Jun-Xian Shen

Date: August. 2, 2007

### BIOGRAPHICAL DETAILS OF CANDIDATE NOMINATED

**Current position:** President of Nankai University

Postal address: The President's Office, Nankai University, 94 Weijin Road, Nankai District, Tianjin 300071, China

Email address: raozh@xtal.tsinghua.edu.cn

Date of Birth: September 6, 1950

#### **Education:**

1985 - 1989 Ph.D. (Protein Crystallography with Neil Isaacs)

St. Vincent's Institute of Medical Research & Department of Biochemistry, Melbourne University, Australia

1979 - 1982 M.Sc. (Protein Crystallography with Dong-Cai Liang)

University of Science & Technology of China (USTC) & Institute of Biophysics, Chinese Academy of Science

1973 - 1977 B.Sc. (Biophysics)

University of Science & Technology of China (USTC), Chinese Academy of Science.

#### **Professional Positions (with dates):**

President of Nankai University (2006 - )

Professor of Structural Biology, Tsinghua University (1996 - )

Director-General of the Institute of Biophysics (2003-2007)

Director of the National Key Laboratory of Biomacromolecules (2003-2007).

#### **Professional Memberships and/or Awards:**

Member of Chinese Academy of Sciences (2003).

Member of Third World of Academy of Science (2004).

Chen Jiageng Prize for Life Science (2006).

Trieste Science Prize for Medical Science (2006).

#### **Activities on behalf of IUPAB:**

Professor Rao was elected as Member of the IUPAB council in 2005. As President of the Biophysical Society of China, he is responsible for organizing the 17 th IUPAB congress in Beijing, China, in 2011. Professor Rao was an invited speaker at the 14 th IUPAB congress in Buenos Aires, Argentina (2002), and the 15 th IUPAB congress in Montpellier, France (2005).

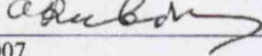
#### **Personal Statement with other relevant information:**

**IUPAB  
NOMINATION FORM**

We hereby nominate for the post of: Council Member


Name of candidate proposed : Prof. A.B. Rubin

I hereby agree to serve if elected :

Signature of candidate:   
Date: October, 05 2007

Name of Adhering Body: Russian Academy of Sciences, National Scientific  
Committee on Biological Physics

Name and position of Nominator: Prof. Dm. S. Chernavskii, Vice-Chairman of  
National Committee on Biophysics, Russia

Signature of Nominator:   
Date: October, 05 2007

**BIOGRAPHICAL DETAILS OF CANDIDATE NOMINATED**

Current position : Chairman of Scientific Council RAS on Biophysics, Member of Russian  
Academy of Science, Head of Department of Biophysics MSU

Postal address : 119992, Lomonosov Moscow State University, Biological Faculty,  
Department of Biophysics.

Email address: rubin@biophys.msu.ru

Date of Birth: August, 31 1937

Education: 1969 - D.Sc. dissertation "Mechanisms of regulation of complex biological systems "  
1963 - Ph.D. dissertation " Deactivation processes of excited pigment molecules in photosynthetic organisms"  
1959 - 1962 - Postgraduate student of Biological Faculty, Dept. of Biophysics, Moscow State University  
1954 - 1959 - Student of Biological Faculty, Dept. of Biophysics, Moscow State University

**BIOGRAPHICAL DETAILS OF CANDIDATE NOMINATED (continued)**

**Professional Positions (with dates):**

1976 till now - Head of the Department of Biophysics, Faculty of Biology, Moscow State University.

1967 - 1976 - Head of Space Biology Laboratory of Biological Faculty, Moscow State University.



1964 - 1967 - Senior scientist of Space Biology Laboratory, Moscow State University.

1962 - 1964 - Assistant Professor, Department of Biophysics, Faculty of Biology, Moscow State University.

**Professional Memberships and/or Awards:**

- Corresponding Member of the Russian Academy of Science
- Chairman of National Scientific Council on Biophysics of RAS
- The Member of the RAS Council on the Space Biology and Biological Membranes
- USSR State Award for notable achievements in photosynthetic research.(1988)
- Lomonosov Award for the Textbook on Biophysics. (1992).
- Editorial Advisory Board Journal "Biophysics" (Russian Academy of Science).

**Activities on behalf of IUPAB:**

Convenor of the Task Force on Education in Biophysics - 1993 - 1996;  
Convenor of the Task Force on Education in Biophysics - 1996 - 1999;  
Member of the Council - 2005 till now

**Personal Statement with other relevant information:**

My research concerns biophysics of photosynthesis, modeling of complex biological systems and cellular mechanisms of regulation at the molecular level. It includes also applied biophysics in ecology and biotechnology, the development of biophysical express methods of water quality evaluation.

The experience I gained during my previous activity in IUPAB in Task Force on Education may be useful in promoting Biophysical education among students and young scientists especially in East European and CIS countries. As a Member of the Council from 2005 I was the Scientific Coordinator (with Dr. Ian Smith) of the International Symposium "Modern Spectroscopy Methods in Studying Structure and Function of Biopolymers in Biology and Medicine", Dubna, Russia, May 28 - June 2 2007.

**John Seddon**

**IUPAB**

**NOMINATION FORM**

We hereby nominate for the post of: Member of Council

Candidate proposed: Professor John Michael Seddon

I hereby agree to serve if elected: Yes

Signature of candidate:

*John Seddon*

Date: 9<sup>th</sup> November 2007

Name of Adhering Body: British Biophysical Society

Name and position of Nominator: Professor Anthony Watts, Chairman

Signature of Nominator:

*A.W.*

Date: 10 Nov 2007

**BIOGRAPHICAL DETAILS OF CANDIDATE NOMINATED**

Current position: Professor of Physical Chemistry and Head, Theoretical and Experimental Physical Chemistry, Imperial College London

Postal address: Chemistry Department, Imperial College London, Exhibition Road, London SW7 2AZ, UK.

Email address: j.seddon@imperial.ac.uk

Date of Birth: 26<sup>th</sup> June 1953

Education: BSc in Physics, University of Stirling, 1975;  
PhD in Biophysics, University of London, 1980.

Professional Positions (with dates):

1980 - 1983: EMBO Long Term Fellow / DFG researcher, Max-Planck-Institut für biophysikalische Chemie, Göttingen, Germany.

1983 - 1991: Lecturer in Chemical Physics, University of Southampton, UK.

1991 - 1999: Lecturer, then Reader in Physical Chemistry, Imperial College, London, UK.

1999 - present: Professor of Physical Chemistry, Imperial College, London, UK.

IUPAB is registered in France according Loi du 1<sup>er</sup> Juillet 1901-Art. 5,  
N° D'ORDRE 03/000309, N° DOSSIER 00158190



Professional Memberships and/or Awards: CSci, CChem, FRSC

Activities on behalf of IUPAB: British Biophysical Society Committee member;  
Royal Society London, Scientific Unions Committee member

Personal Statement with other relevant information:

I am a Physical Chemist with a strong leaning towards Biophysics. My research uses static and time-resolved X-ray diffraction, optical and electron microscopy, calorimetry, and solid-state NMR to study the structure and dynamics of liquid crystalline systems, from thermotropic liquid crystals to surfactants and lipid model membranes. I am particularly interested in phase separation, non-lamellar phases, and phase transitions of lipids, and their relationship to membrane microdomains, interfacial curvature and complex membrane geometries. Potential applications under study range from responsive nanocapsules for controlled drug release, to lipid microbubbles for enhanced ultrasound imaging.

I was a co-organiser of the 6<sup>th</sup> European Biophysics Congress, held at Imperial College London from 14 -18 July 2007, which attracted almost 1,000 participants. I have served on the Editorial Boards of the journals *Biochimica et Biophysica Acta Biomembranes*, and *Liquid Crystals*, and was until recently Section Editor of the journal *Current Opinion in Colloid and Interface Science*. I am currently coordinating a new undergraduate MSci degree programme at Imperial College London in *Chemistry with Molecular Physics*.

I was recently awarded the 2006 Royal Society of Chemistry Industrially-sponsored Award in Biomembrane Chemistry.

10 Nov 2007

Frances Separovic

### IUPAB NOMINATION FORM

We hereby nominate for the post of: MEMBER OF COUNCIL  
Candidate proposed: Ms Frances SEPAROVIC PhD

I hereby agree to serve if elected:

Signature of candidate:

          *F. Separovic*          

Date:

          17 October 2007          

Name of Adhering Body: AUSTRALIAN ACADEMY OF SCIENCE

Name and Position of Nominator: PROFESSOR PHILIP W. KUCHEL  
*former* Chair, National Committee Biomedical Sciences \*

Signature of Nominator:

          *Philip W. Kuchel*          

Date:

          18 October 2007          

*\* Now Secretary for Science Policy  
Australian Academy of Science*

### BIOGRAPHICAL DETAILS OF CANDIDATE NOMINATED

Current position: Professor of Chemistry  
Postal Address: School of Chemistry  
Bio21 Institute  
University of Melbourne  
Melbourne VIC 3010  
Australia  
Email address: fs@unimelb.edu.au  
Date of Birth: 19 February 1954  
Education: PhD (Physics)  
University of New South Wales, Australia  
BA (Math/Phys), (Hons) Physics  
Macquarie University, Australia



## BIOGRAPHICAL DETAILS OF CANDIDATE NOMINATED (continued)

### Professional Positions (with dates):

- 2005- Professor Chemistry; Deputy Head  
School of Chemistry, University of Melbourne, Australia
- 1996-2005 Associate Professor and Reader  
School of Chemistry, University of Melbourne, Australia
- 2001- Adjunct Professor of Chemistry  
College of Sciences, San Diego State University, USA
- 1993-1996 Senior Research Scientist  
Synthetic Membrane Materials, CSIRO Sydney, Australia
- 1994-1995 Fogarty Visiting Fellow  
Lab. Membrane Biochem. Biophys. NIAAA, NIH, Bethesda, USA
- 1984-1993 Experimental Scientist  
Membrane Technology Group, CSIRO Sydney, Australia

### Professional Memberships and/or Awards:

- Australian New Zealand Magnetic Resonance Society: 1995 Treasurer; 1996-2000 Director
- Australian Society for Biophysics: 1991-93 Secretary; 1999-2001 President; 2001-3 Treasurer
- Biochimica Biophysica Acta - Biomembranes*: 2006- Editorial Board
- Concepts in Magnetic Resonance*: 1996-2007 Editorial Board
- International Society for Magnetic Resonance (ISMAR): ISMAR 95 Treasurer; 2007-Nominating Committee
- Lorne Conference on Protein Structure & Function: 2003-08 Organizing Committee, Treasurer
- National Committee for Biophysics of the Australian Academy of Science: 1994-97, 1999-2001
- Royal Australian Chemical Society: 2002-07 Chair, Peptide Users Group
- U.S. Biophysical Society: 1998-2001 International Committee; 2007 Membrane Structure & Assembly Subgroup, Chair, 2007-2010 Council

### Activities on behalf of IUPAB:

- Task force on NMR in Biological Systems; Lecturer at *8th Intl. Summer School on Biophysics: Supramolecular Structure & Function*, Rovinj, Croatia, 2003.
- Promotion of Biophysics in Australia and internationally through membership of Australian Society for Biophysics since 1979, and as past-President.
- Member of Australian Academy of Science National Committee for Biophysics and observer, East Asian Biophysics Steering Committee, 2003-06.
- Member of US Biophysical Society since 1986 and International Committee (1998-2001); Chair of 2007 Membrane Structure & Assembly Subgroup; 2007-2010 Council

### Personal Statement with other relevant information:

Biophysics is an exciting fundamental science that crosses both international and multidisciplinary boundaries. For 28 years I have been attending the Australian Society for Biophysics annual conference and for 22 years, the US annual meeting. I have organized 20 successful national and international meetings in fields related to biophysics. Since my election to IUPAB Council 2002-2005, I have enhanced contact between international Biophysicists and actively seek to promote greater representation of scientists from different cultures. My research interests cover a wide area including membranes, NMR spectroscopy, structural biology, ion channels, protein-lipid interactions and solid-state NMR studies of membrane peptides. Membership of IUPAB Council will allow me to continue to raise the profile of Biophysics globally.

## IUPAB

### NOMINATION FORM

We hereby nominate for the post of: Member of the Council

Candidate proposed: Prof. Andrew H.-J. Wang

I hereby agree to serve if elected:

Signature of candidate: \_\_\_\_\_

Date: September 11, 2007

Name of Adhering Body: National Committee of Republic of China for IUPAB

Name and position of Nominator: Prof. Tai-huang Huang, President of  
Biophysical Society of R.O.C. and Chair of Adhering

Signature of Nominator: \_\_\_\_\_

Date: September 28, 2007

### BIOGRAPHICAL DETAILS OF CADIDATE NOMINATED

Current position: Vice President, Academia Sinica; Distinguished Research Fellow of  
Institute of Biological Chemistry, Academia Sinica

Postal address:

Office of Vice President  
Academia Sinica  
128, Sec. 2, Academia Road, Nankang,  
Taipei 11529  
Taiwan

E-mail address: ahjwang@gate.sinica.edu.tw

Date of Birth: November 29, 1945

Education:

B.S., Chemistry, National Taiwna University, 1967  
M.S., Chemistry, National Taiwna University, 1970  
Ph.D., Chemistry, University of Illinois-Urbana, 1974



Professional Positions (with dates):

Postdoctoral Research Associate through Senior Research Scientist, Biology, MIT, 1974-1988

Professor of Biophysics, Biochemistry and Chemistry, University of Illinois-Urbana, 1988-2000

Director and Distinguished Research Fellow, Institute of Biological Chemistry, Academia Sinica, Taiwan, 2000-2006

Vice President, Academia Sinica, 2006-present

Professional Memberships and/or Awards:

1987 Elected member, American Society for Biochemistry & Molecular Biology

1987 Fellow, American Institute of Chemists

1998 Fellow, American Association for the Advancement of Science

2000 Academician, Academia Sinica

2005 Fellow, The Third World Academy of Sciences (TWAS)

2007 Fellow, A-IMBN

2001-2004 President, Taiwan Society of Biochemistry and Molecular Biology

2001-2007 President, Biophysical Society of ROC

2003-2006 President, Taiwan Proteomics Society

2003-present Council Member, Human Proteomic Organization (HUPO)

2003-present Council Member, AOHUPO

Activities on behalf of IUPAB:

Biophysical Society of ROC is a member society of IUPAB. As President of our society from 2001-2007, I have organized society's annual conferences every year since 2000. In 2003, I organized the 4<sup>th</sup> East Asian Biophysics Symposium in Taipei. Over 450 scientists around the world joined together, including those from Japan, S. Korea, China, Hong Kong, Australia, India and USA. Those important activities have enhanced the interactions among scientists from many member countries of IUPAB.

Personal Statement with other relevant information:

Dr. Wang, Vice President and Academician, Academia Sinica (Taiwan), is an accomplished structural biologist with > 330 refereed papers in DNA structure/function, drug design, structural enzymology and proteomics. Prof. Wang has used an interdisciplinary approach to study complex biological systems. His research has been seminal and productive, with more than 330 refereed papers in major journals, including *Nature*, *Science*, *Cell*, *Nature Structural Biology*, *EMBO J.*, *Proc. Natl. Acad. Sci., USA*, *J. Biol. Chem.*, *Nucleic Acids Res.*, *Structure*, *Biophysical J.*, *Biochemistry*, *Europ. J. Biochem.*, etc. If elected as a Council Member, Dr. Wang will promote the interactions among scientists in the biophysics community in the Asia region. Dr. Wang will serve as a liaison for biophysicists between Asia and US/Europe. Particular emphasis will be placed to help and educate young scientists in the under-developed countries of the Asian area, through workshops and symposia. I will also explore the opportunity of giving biophysics (e.g. structural biology, computational biology) greater roles in the development of biotechnology industry in Asia.

Please do not supply any additional supplementary papers – they will not be circulated

IUPAB

## Nomination Form

We hereby nominate for the post of member of Council

Candidate proposed: Prof. Péter ZÁVODSZKY

I hereby agree to serve if elected:

Signed: Péter ZávodszyDate: 10/07/2007Name of Adhering Body: Hungarian National Committee for IUPAB  
Chairman Prof. Joseph TIGYISigned: Joseph TigyiDate: 04.07.2007

Please supply biographical details on from overleaf

## Bibliographical details of Péter ZÁVODSZKY

Date of birth: 18.03.1939

Education: Diploma in physics (Debrecen University, 1962), PhD in biophysics (Budapest, 1970), postdoctoral training: California Institute of Technology, Pasadena (R.A. Dickerson, X-ray Crystallography 1971/72), Ørsted Institutet, Copenhagen (Aase Hvidt, H-D conformational dynamics of proteins, 1973), University of Oxford (R.R. Porter, R.A. Dwek, molecular immunology, NMR 1977/78)

Professional Positions: research associate (1962-1969), senior research fellow (1970-1985), research professor (1985-2006), director (present) Institute of Enzymology, Hungarian Academy of Sciences; Professor of Biophysics (1975-present) Department of Biological Physics, Eotvos University, Budapest; Visiting Faculty Department of Biochemistry, University of California (1985-present); Chairman of the Senate of the Debrecen University (2005-present).

Selected Publications: Závodszy, P.; Kardos, J.; Svingor, Á.; Petsko, G. A. Adjustment of conformational flexibility is a key event in thermal adaptation of proteins. *Proc. Natl. Acad. Sci. USA* 1998, 95, 7406-7411; Szilágyi, A., Závodszy, P. Structural differences between mesophilic, moderately thermophilic and extremely thermophilic protein subunits: result of comprehensive survey. *Structure* 2000, 8:494-504; Vegh BM, Gal P, Dobo J, Závodszy P, Vonderviszt F. Localization of the flagellum-specific secretion signal in Salmonella flagellin. *Biochem Biophys Res Commun.* 2006, 345, 93-98; Osvath S, Herenyi L, Závodszy P, Fidy J, Kohler G. Hierarchic finite level energy landscape model - to describe the refolding kinetics of phosphoglycerate kinase. *J. Biol. Chem* 2006, 281, 24375-24380; Gal P, Vegh B, Závodszy P, Vonderviszt F. Export signals. *Nature Biotechnology* 2006, 24, 900-901; Beinrohr L, Harmat V, Dobo J, Lorincz Z, Gal P, Závodszy P. C1-inhibitor serpin domain structure reveals the likely mechanism of heparin potentiation and conformational disease. 2007, *J Biol Chem.* [Epub ahead of print]; Gal P, Barna L, Kocsis A, Závodszy P. Serine proteases of the classical and lectin pathways: Similarities and differences. 2007, *Immunobiology.* 212, 267-277; Szilágyi A, Kardos J, Osvath Sz, Barna L, Závodszy P. Protein folding. In: Lajtha A, Banik N (eds.): *Handbook of Neurochemistry and Molecular Neurobiology*, Volume 7, Chapter 10. Springer, 2007

IUPAB Activities: Member of the Hungarian National Committee for IUPAB, Chairman of the Hungarian Biophysical Society

Professional memberships and awards: Member of the Hungarian Academy of Sciences, Member of the European Academy of Sciences and Art, Member of Exeter College Oxford, Starub Medal, Palladin Medal, DFG research award, Wellcome Trust research award, Szorenyi award, Denis Gabor prize