

January, 2018

In this issue:

- **Happy new 2018**
- **Information from the Secretary General**
- **Task Force on Structural Biology by Frances Separovic**
- **Task Force on Educational and Capacity Building by Trevor Sewell**
- **Women in Biophysics: Alicia Alonso**
- **Obituary: Paavo Kinnunen**
- **Report on past meetings and courses**
- **Information on meetings and courses to be held soon**
- **Changes in the deadline for Sponsorship Policy**

IUPAB News is

published with the aim of informing the biophysical community about news produced by IUPAB and other news interesting for biophysicists. Our aspiration and hope is that Adhering Bodies and Societies will distribute this News to all their members. We would love to have all the collaboration of all the biophysicists linked to our Union for this enterprise. In particular we invite to all the Adhering Bodies and Societies that publish their own Bulletin or Journal to offer us the reproduction of articles and news. You may do so by contacting the Secretary General who acts as the **Editor** of this publication:

jcgomez@um.es

I want to comment also on the new **website**

(www.iupab.org) that IUPAB is launching. This website is still under construction and we want it to be quite flexible and capable to adapt to the necessities and demands of the Biophysics Community.

I will emphasize some aspects that could be of interest. One of them is that it offers the possibility of posting announcements for events related to Biophysics and this includes courses, workshops or meetings

The style that we want to keep includes that a flyer or image should accompany the announcement. Special relevance will be given to events directly organized by IUPAB or funded by IUPAB.

The new website offers also the possibility of posting job offers, at any level, pre-doctoral, postdoctoral, track-tenure or even professorships linked to the broad field of Biophysics. Of course that Task forces will be given a lot of support since the Executive Committee pursue that these Forces will act as the vanguard of the Union. An innovation is the possibility of posting videos of interest for research and especially for teaching Biophysics.

A novelty that I would like to underline is the possibility offered to all persons interested to register as Members of the Biophysics Community. In this way we want to make easier for everybody to access to our information. All persons that have registered in this way will receive the information that IUPAB will offer in the form of IUPAB News and IUPAB Newsletters.

We hope that you will make suggestions about this website, which must be at your service.



Secretary General, Juan C. Gómez-Fernández, Spain

Happy 2018

The Executive Committee and the Council of IUPAB wish a very happy 2018 to all members of the Biophysics Community.

Task Force on Structural Biology



Councillors are experts in the field such as John Beneziger (Canada), Erick Dufourc (France), Juan Carmelo Gomez Fernandez (Spain), Ch. Mohan Rao (India), Zihe Rao (China), Frances Separovic (Australia), Trevor Sewell (South Africa). The above Councillors will be members of the Task Force in Structural Biology. This Task Force will arrange a workshop before the next Congress in 2019, will post regular progress reports for inclusion in IUPAB News, will engage in cooperative projects with other sister Unions and organizations such as IUBMB, IUCr, IUPAC, IUPAP and others and will assist the organizers of IUPAB Congresses in planning presentations in Structural Biology by nominating possible speakers and appropriate topics for Symposia and nominees for IUPAB awards.

Follow information on this Task Force in: <http://iupab.org/on-structural-biology/>

The Task Force on Structural Biology has been established to promote communication among researchers in structural biology, in particular X-ray diffraction, nuclear magnetic resonance and 3D electron microscopy

Prof. Frances Separovic, Councillor of IUPAB, will act as Convenor of this Task Force. School of Chemistry. phone: +61 3 9035 7539. University of Melbourne, VIC 3010, Australia. Email: fs@unimelb.edu.au website: <http://separovic.chemistry.unimelb.edu.au>

The Task Force on Structural Biology has been established to promote communication among researchers in structural biology, in particular X-ray diffraction, nuclear magnetic resonance and 3D electron microscopy. The aims of the task force are: a) Capacity building in structural biology, particularly in developing coun-

tries; b) Dissemination of information by creating an online Bulletin Board; c) Organizing training programs for scientists in established laboratories, with local support for their stay by the host laboratory; d) Organize workshops for researchers in developing regions in close collaboration with the IUPAB Task Force on Education & Capacity Building; and e) To maintain liaison with other Unions and the International Council of Scientific Unions (ICSU) or other scientific organizations, with a view to cooperating in sponsoring joint conferences or participating in joint projects when need arises. Some

Task Force on Education and Capacity Building

Prof. Trevor Sewell, Councillor of IUPAB, University of Cape Town, South Africa, trevor.sewell@uct.ac.za, will act as Convenor of this Task Force.

The Task Force on Education and Capacity Building will promote the expansion of the Biophysics community and the resources available to Biophysicists. It will promote the development of biophysics in scientifically less developed countries – Africa being an area of particular importance. The task force will work closely with the Task Force on Structural Biology with which it has many common interests.

The aims of the task force are:
Support the organizers of workshops on any topic in the area of Biophysics particularly in developing countries
Disseminate information concerning courses, meetings, scholarships, educational resources and other pertinent information using an online Bulletin Board
Organize workshops for researchers in developing regions in close collaboration with the IUPAB Task Force on Structural Biology.
To maintain liaison with other Unions and the In-

ternational Council of Scientific Unions (ICSU) or other scientific organizations, with a view to cooperating in sponsoring joint conferences or participating in joint projects when need arises. Enable Biophysicists in developing countries to develop links with Biophysicists outside of their own country. Engage with appropriate scientific societies in countries that are not affiliated with IUPAB and publicize the benefits of affiliation. The Task Force will seek to streamline and standardize the process of obtaining IUPAB support for workshops held for the purpose of education and capacity building. The Task Force will post regular progress reports for inclusion in IUPAB News. The Task Force will seek out and engage with biophysicists in the developing world. Especially in Africa. The task force will engage with other Unions and International Societies, notably IUPAP C6, IUCr and the BPS in order to learn from their experience and complement their activities.



Prof. Trevor Sewell, IUPAB Councillor, who will act as Convenor of the Task Force on Education and Capacity Building

Follow this Task Force:
<http://iupab.org/taskforces/taskforce-in-education-and-capacity-building/>

This Task force will promote the expansion of the Biophysics community and the resources available to Biophysicists. It will promote the development of biophysics in scientifically less developed countries – Africa being an area of particular importance.

Women in Biophysics: Alicia Alonso



Professor Alicia Alonso
(picture taken by Helena Goñi)

Prof. Alicia Alonso works at the University of the Basque Country, Bilbao, Spain .

alicia.alonso@ehu.es

Professor Alonso is one of the leading figures of Biophysics in Spain. She is a founding member of the Spanish Biophysical Society, of which she was President in 2006-2010, she has been teaching Biophysics at the University of the Basque Country for over thirty years now, and she was the first Head of the Biophysics Unit, a joint centre of the Spanish National Research Centre (CSIC) and the University of the Basque Country (1999-2002). Her research career was recognized this year with the Bruker Award of

the Spanish Biophysical Society.

Born in Bilbao (Basque Country, Spain) in 1955, she graduated in Biology at the University of Bilbao, then went on to a PhD Thesis under the guidance of Felix M. Goñi. The thesis dealt with the interactions of detergents with model membranes, and she was able to demonstrate that, at concentrations below those causing solubilization, detergents were often able to lyse the small sonicated liposomes and cause their reassembly into large multilamellar vesicles, with the somewhat counter-intuitive outcome that adding detergent to a clear vesicle suspension would make it more turbid, as the vesicle size increased. This work won her the XI Jordi Camp Award for

Research on Surface Active Compounds in 1981. Her postdoctoral work under D. Chapman, one of the pioneers in membrane biophysics, led to important contributions in the field of polymerizable acetylenic lipids. Meanwhile she also managed to spend some time at the *Forschungszentrum Jülich*, in Germany, where she studied the effect of electric fields on blood sickle cells. From then on her research has dealt with various aspects of membrane biophysics, in particular (a) the properties of simple sphingolipids, such as ceramide, or sphingosine, in lipid bilayers, (b) the regulation of phospholipases C and sphingomyelinases by membrane

Professor Alonso is one of the leading figures of Biophysics in Spain. She is a founding member of the Spanish Biophysical Society, of which she was President .

Prof. Alicia Alonso: Women in Biophysics



Biofisika: Basque Centre for Biophysics, where Prof. Alonso works

Her research has dealt with various aspects of membrane biophysics, such as the properties of simple sphingolipids, ceramide or sphingosine, in lipid bilayers, the regulation of phospholipases C and sphingomyelinases by membrane lipids and the role of lipids in the formation of autophagosomes

lipids, including the development of the first catalytically-induced membrane fusion model, using phospholipase C, and, more recently, (c) the role of lipids in the formation of the autophagosome, in the early stages of autophagy. Her work has led to the publication of over 170 papers, including original research and reviews. Alonso has supervised 15 PhD theses, acted as Principal Investigator in 13 major grants, and was a member of the organising/scientific committees in over 20 scientific meetings (of which 9 international). She served as a member of IUPAB Council from 2008 to 2014. At the University of the Basque Country she started in 2008, and has continued since, organising “BioForo”, a series of selected lectures for a broad audience of faculty and students. She

acted as an expert for the Spanish Ministry of Education in the preparation of the Horizon 2020 programme of the European Union. In addition, she is a regular referee for grant applications to different Spanish agencies. In 2009-2013 she acted as an evaluator for the promotion of university teachers at the Spanish National Agency of Evaluation (ANECA). From 2015 she serves as Secretary General of the Spanish Confederation of Learned Societies (COSCE). Her editorial experience includes the Editorial Boards of *Biochimica et Biophysica Acta – Biomembranes* (2005-2010) and of *Biophysical Reviews* (2009 and now). Outside the lab, she still finds time to listen to jazz music (her vinyl LP collection is amazing) and

enjoy good wine as a connoisseur. She has two daughters, Inés (30), married to chess champion Ruslan Ponomarev, and Helena (27), plus a grandson, Yaroslav. And, believe me, she is a fantastic wife.

Félix M. Goñi
Professor at the University of the Basque Country, in Spain.

Obituary: Paavo Kinnunen (1950-2017)

On September 21, 2017, professor Paavo K. J. Kinnunen (1950-2017) passed away. Born on May 19, 1950, and trained as a medical doctor, Kinnunen obtained his PhD degree in bacteriology from Helsinki University in 1976. After a number of research positions in Finland and abroad, he was appointed full professor in medical biochemistry at University of Helsinki in 1996. He cofounded the company Kibron in 1994. He served as managing editor of the journal *Chemistry and Physics of Lipids* 2002-2007. He was elected member of the Royal Danish Academy of Sciences and Letters in 2004. From 2010 he was a professor of technical physics at Aalto University in Helsinki.

Four scientists who knew Paavo Kinnunen professionally as well as personally are writing the following words of memorial.

Peter Laggner (Austrian Academy of Science, Graz) writes:

We have been very close over the past two, three decades. Both scientifically with our joint interest in biophysics of lipids and membranes, where I and my colleagues have learned a lot from him (he inspired us in the field of programmed cell death, among others), and also privately with our common



attraction to nature, hunting, sailing, and good humor. I strongly admired also Paavo's entrepreneurship, not only in developing excellent surface balances for measuring thin films, but also successfully competing in industry, in times when such activities had still been suspect for an academic, at least in Europe. There, too, our biographies had many parallels. Many good ideas jumped up from leisurely conversations over a beer (or two), either in his island hideaway in Finland, in my hunting lodge in Austria, on a boat, or on one of the many conferences we jointly attended around the globe. His science and technology will continue to be with us. Thank you Paavo, for your friendship. I

miss you.

Samuli O. H. Ollila (University of Helsinki) writes:

On the behalf of the previous group members and myself I would like to express that Paavo was a very inspiring teacher and had an extraordinary intuition about biomembranes. Combining his exceptionally wide knowledge about general biomedical literature and the deep understanding of biomembrane physics he was able to foresee the biological importance of, e.g., the cell membrane lateral heterogeneity and extended lipid conformations. He was also able to combine his

On September 21, 2017, Prof. Paavo K.J. Kinnunen (1950-2017) passed away.

From 2010 he was a professor of technical physics at Aalto University in Helsinki.

intuition with scarce experimental data to give very detailed explanations for several phenomena in biomembranes, of which many have been later on seen with computer simulations. He also successfully turned the results from basic scientific research into the commercial applications.

Membrane biophysicist Paavo K.J. Kinnunen has passed away

Martin Hof (Academy of Sciences of the Czech Republic) writes:

I have known and appreciated Paavo and his scientific contributions in lipid biophysics and biochemistry, and in fluorescence spectroscopy already for 30 years.

However, it was in the last decade that I have had the privilege to become closer to Paavo. Scientifically, Paavo got me interested in oxidized phospholipids. He was the first one to show, by biophysical experiments, that the *sn*-2 acyl chains of lipids would reverse their direction as a consequence of oxidation, and would accommodate the oxidized polar terminus of the chain in the vicinity of the lipid head groups. Paavo predicted the consequences of chain reversal for pathological conditions, such as atherosclerosis, inflammation, cancer, type 2 diabetes, and Alzheimer's disease. It was this unique combination in Paavo's scientific approach that fascinated me: He thoroughly interpreted seemingly rather unspectacular biophysical experiments and could conclude from them consequences for molecular physiology and pathology. In many mutual visits in Prague or in Helsinki, I became personally close to

him. Although having been one of the most famous lipid biophysicists, Paavo KJ Kinnunen remained a very modest man who appreciated humility and honesty and had a very extensive social attitude. I am grateful for the time Paavo spent with me!

Ole G. Mouritsen (University of Copenhagen) writes:

I have known Paavo for 27 years and already at our first encounter he struck me as an unusual full-blooded scientist and a real scholar who had a deep and genuine interest in fundamental science and how it could be applied to technology and medicine. Being trained as a medical doctor, Paavo kept a life-long interest in medical problems and at the same time had a great appetite for the quantitative physical sciences, theoretically as well as experimentally. This unique combination of interests and skills made his scientific discoveries go very far, in particular in relation to a deeper understanding of the functional role of lipids in membranes and cellular systems. Paavo stayed out of mainstream research, de-

veloped and followed his own ideas and approaches, and published several seminal and original papers. Paavo always kept an open eye to young scientific talents and never compromised his scientific integrity by striving for high office. His legacy will remain not only with his scientific achievements but also with the many young scientists he trained and inspired, and who became international leaders in their fields.

Information compiled by Ole G. Mouritsen, and reproduced with his permission) originally published in EBSA Digest).

Prof. Kinnunen managed to be a clever basic researcher in biomedicine, membrane biophysics and at the same time a designer of physical techniques and founder of companies





Report on International Conference on Intrinsically Disordered Proteins at IISER Mohali 9-12 December 2017

This conference was co-organized by Samrat Mukhopadhyay (IISER Mohali) and Elizabeth Komives (University of California San Diego) and brought a large number of world-leading scientists together in a single forum.

An international conference entitled "Intrinsically Disordered Proteins: Forms, Functions and Diseases" (IDP 2017) was held at the Indian Institute of Science Education and Research (IISER), Mohali from December 9 to 12, 2017. This conference was co-organized by Samrat Mukhopadhyay (IISER Mohali) and Elizabeth Komives (University of California San Diego) and brought a large number of world-leading scientists together in a single forum.

Intrinsically disordered proteins (IDPs) challenge the tenets of the traditional structure-function paradigm and are involved in a diverse range of physiological functions and human diseases such as Alzheimer's and Parkinson's diseases, ALS, cancer

and so forth. IDP 2017 was the first IDP conference in India. It kick-started with an EMBO keynote lecture by Christopher Dobson (University of Cambridge), who is the pioneer in the study of protein misfolding.

IDP 2017 had several exciting and emerging topics including Cellular Functions & Dysfunctions, Disorder-to-Function Relationships, Chemical Biology & Drug Design, Intracellular Phase Separation & Membraneless Organelles, Pathological & Functional Prions and Amyloids, Emerging Biophysical Methods, Lipid-Protein Interactions, and Disease Models & Therapeutic Strategies.

Some of the notable speakers from 10 different countries (5 different continents) at the conference were Peter Wright, Jane Dyson, Richard Kriwacki, Vladimir Uversky, Rohit Pappu, Peter Tompa, Jayant Udgaonkar, Daniel Otzen, Matthew Chapman, P. Balaram, Timothy Lohman, Frances Separovic, Paul Gooley, Perdita Barran, Raffaele Mezzenga, Monika Fuxreiter, Edward Lemke, Joan-Emma Shea, Jerson Silva, Per Hammarström, Thomas Kiefhaber, Hue Sun Chan, Amitabha Chattopadhyay, Yann Gambin, Sudipta Maiti and many others.

International Conference on Intrinsically Disordered Proteins: Forms, Functions and Diseases

There were over 100 posters and 8 young researcher talks at the conference. Young researchers, especially, students, postdocs and young investigators were very excited to meet and discuss with some of the world leaders of IDP field. IDP 2017 was a great success. The invited speakers and participants have enthusiastically supported the proposal of the second IDP conference at IISER Mohali in 2020 (IDP 2020).



Best posters

Reported by Samrat
Mukhopadhyay



Group photo

Australian Biophysics 2017



Toby Hendy, Amrutha Patkunarajah and Ashley Rozario

The Australian Society for Biophysics held the 41st annual meeting in Sydney on 27-29 November 2017, With excellent speakers, and with excellent standards of all participants

The 41st annual meeting of the Australian Society for Biophysics (ASB) was held at the University of Technology, Sydney, on 27-29 November 2017 and was followed by a one-day cryo-EM Workshop. Thanks to Charles Cranfield and his team for a terrific meeting. The biophysics was diverse, topical and highly engaging, covering everything from macromolecular structure & function, channels & pumps, membrane biophysics, biophysical engineering and single molecule imaging through to plants with feelings!! Key-note speakers included Prof Rob Parton, Institute for Molecular Bioscience (University of Queensland), Assoc Prof Shireen Lamande (Murdoch Children's Research Institute),

Prof Michael Parker (Bio21 Institute), Prof Eduardo Perozo (University of Chicago, USA) Dr Nick Cox (Australian National University), Prof Alison Rodger (Macquarie University) and Assoc Prof Sara Sandin (Nanyang Technological University, Singapore). The meeting also included the joint Japan-Australia Biophysics symposium on Mechanobiology and we thank our Japanese invited speakers Prof Keiji Naruse, Okayama University, and Asst Prof Kumiko Hayashi, Tohoku University, for coming to Sydney. The standard of our student presenters was again outstanding. Congratulations also to our 2017 prizewinners: Ashley Rozario, Student Presentation Award; Amrutha Patkunarajah, Poster

Presentation Award; and Toby Hendy, Poster Presentation Award - Highly Commended. The Bob Robertson Award for 2017 was presented to Prof Leann Tilley (University of Melbourne). The Bob Robertson Award recognises outstanding contributions to the field of biophysics in Australia and New Zealand. The award was inaugurated at the 26th Annual ASB meeting in 2002 to commemorate the contributions of Sir Rutherford (Bob) Robertson to the Society and to Australian science in general. In addition to his significant contributions to Plant Physiology, Sir Bob Robertson played an important role in the establishments of Australian science policies. During his career he was Chair of Botany at the University of Adelaide, a member of the executive of CSIRO and director of the Research School of Biological Sciences at ANU. One of his most significant contributions was the creation of the Australian Research Grants Committee (now the Australian Research Council, ARC) where he instituted a process for the competitive distribution of funding.

Australian Biophysics 2017



Prof Leann Tilley, Bob Robertson Award recipient with Assoc Prof Adelle Coster, ASB President

During the Meeting of the Australian Society for Biophysics an important prize was awarded to Prof. Tilley, the Bob Robertson Award

The Bob Robertson Medal acknowledges not only terrific biophysical research but also the ability to go beyond, to inform, educate and serve biophysics and the community at large. Leann undertook her BSc (Hons) in Biochemistry at the University of Melbourne working with Bill Sawyer and continued on to a PhD at the University of Sydney with Greg Ralston. After postdocs in the Netherlands and France she returned to Australia to join the Biochemistry Department at La Trobe University. She is now an ARC Georgina Sweet Australian Laureate Fellow and Professor of Biochemistry & Molecular Biology and Associate Director Structural & Cell Biology at the Bio21 Molecular Science and Biotechnology Institute, The University of Melbourne.

Leann has undertaken research in the areas of protein trafficking, fluorescence imaging and electron tomography, with a focus on cell biology and drug development related to anti-malarial action and resistance. She has published many papers, obtained many grants and also served the scientific community in numerous ways. In the words of a member of the awards committee:

“Her work truly embodies what it means to be a biophysicist and to bring the imaging technologies and mathematical analysis to bear on a biological problem.

I am also amazed how many aspects of academic life in which she excels: research with large number of publications in top journals, editing and

peer review, development of research facilities, funding success, conference organisation, vast international collaboration, teaching and PhD student supervision, outreach and support of women in science. The field of her research is making an impact in the world, where malaria is a great problem. I have met Leann at many of the ASB meetings and enjoyed her talks. So, I am very happy to endorse Leann for Bob Robertson award 2017. She makes an outstanding role model for young women thinking about career in science.” Thank you to everyone for a great year of biophysics! I hope to see you at our next meeting, which will be a joint meeting of the Asian Biophysics Association and the Australian Society for Biophysics at the University of Melbourne, 2-6 December 2018.

Reported by Adelle Coster

XXII International School of Pure and Applied Biophysics

Palazzo Loredan, Venice, Italy, 15-19, January, 2018

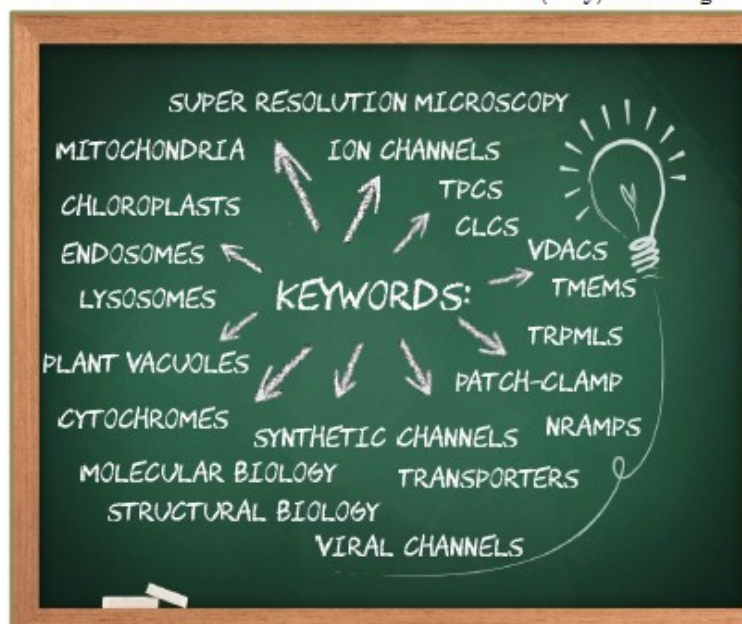
Directors: Armando CARPANETO - CNR Genoa (Italy) and Giorgio GIACOMETTI - IVSLA and University of Padova (Italy)



Consiglio Nazionale delle Ricerche



Directors: Armando CARPANETO - CNR Genoa (Italy) and Giorgio GIACOMETTI - IVSLA and University of Padova (Italy)



Anna BOCCACCIO, CNR - Genoa - Italy
 Matteo CECCARELLI, University of Cagliari - Italy
 Alex COSTA, University of Milan - Italy
 Mauro DALLA SERRA, CNR - Trento - Italy
 Vito DE PINTO, University of Catania - Italy
 Alberto DIASPRO, IIT - Genoa - Italy
 Petra DIETRICH, University of Erlangen - Germany
 Antonio FILIPPINI, University of Rome - Italy
 Antony GALIONE, University of Oxford - UK
 Bruno GASNIER, Paris Descartes University - CNRS - France
 Christian M. GRIMM, University of München - Germany
 Enrico MARTINOIA, University of Zürich - Switzerland
 Diego MEDINA, Tigem - Italy
 Anna MORONI, University of Milan - Italy
 Michael PUSCH, CNR - Genoa - Italy
 Dejian REN, University of Pennsylvania - Philadelphia - USA
 Joachim SCHOLZ-STARKE, CNR - Genoa - Italy
 Ildiko SZABÓ, University of Padova - Italy
 Gerhard THIEL, University of Darmstadt - Germany
 Sebastien THOMINE, CNRS - Paris - France
 Paolo TROST, University of Bologna - Italy
 Nobuyuki UOZUMI, University of Sendai - Japan
 Alessandro VITALE, CNR - Milan - Italy

More information:

Armando Carpaneto - armando.carpaneto@ge.ibf.cnr.it

Elisabetta Vallarino - elisabetta.vallarino@ge.ibf.cnr.it

The Biophysical Society of Canada (BSC) will hold their **4th annual meeting** May 23rd - 25th in beautiful Vancouver, British Columbia. The meeting will include talks and posters in all areas of biophysics ranging from membrane biophysics and lipids to biological nanostructures and emerging biophysical and nanotechnology tools. The conference boasts an outstanding selection of keynote and invited speakers. Dr Natalie Strynadka from the University of British Columbia will be honored as the 2018 Fellow of the Biophysical Society of Canada for her work defining the structural mechanisms underlying microbial diseases. Dr Strynadka will also present the National Lecture. For more information, please visit the BSC website (<https://biophysicalsociety.ca/>).



View of Vancouver,
British Columbia, Canada



International School of Nanomedicine

Ettore Majorana Foundation and Center for Scientific Culture
ERICE (Sicily) – Italy

5-11 APRIL 2018

3rd Course: “Nanofluidics, Nanoimaging and Nanomanipulation”

The **INTERNATIONAL SCHOOL OF NANOMEDICINE** has the pleasure to invite you to attend the course “**Nanofluidics, Nanoimaging and Nanomanipulation**” that will be held on 5-11 April 2018 at International “**ETTORE MAJORANA FOUNDATION AND CENTRE FOR SCIENTIFIC CULTURE**” of ERICE (Sicily) Italy.

More information: <http://nanomib.wixsite.com/nanomedicineschool>



UNIVERSITÀ
DEGLI STUDI
DI PALERMO

ATeN Center
ADVANCED TECHNOLOGIES NETWORK CENTER




Biophysics School

This interdisciplinary school is addressed to 12 PhD students or young investigators and will provide theoretical and practical training on state-of-the-art methods to explore **Interactions, Structure and Conformation Dynamics of Biomolecules**.

Advanced Spectroscopy and Microscopy Techniques will be presented together with the use of the Zebrafish Model as a tool for live imaging and molecular biology analysis.

More information: <https://www.unipa.it/strutture/atencenter/training-school-2018/>



**20-22 June, 2018,
Castellón de la
Plana, Spain
The Spanish
Biophysical
Society organizes
the 6th
International
Iberian Biophysics
Congress and X
Iberoamerican
Congress of
Biophysics**



On behalf of the Organizing Committee, it is my pleasure to invite you to attend the **6th International Iberian Biophysics Congress and X Iberoamerican Congress of Biophysics**. This international conference has a tradition of almost two decades. The 2018 edition is organized under the auspices of the Spanish Biophysical Society (SBE), the Portuguese Biophysical Society (SPBf) and the Latin American Federation of Biophysical Societies (LAFeBS).

IIBC-2018 will be held in Castellón (Spain) on 20-22 June 2018, in the campus facilities of Universitat Jaume I.

(<http://www.uji.es>), conveniently located at walking distance from several hotels and the railway station (connected to the nearest international airport of Valencia).

The Universitat Jaume I (UJI) is the public university in the north of the Valencian Community, a region on the European Mediterranean coast located between the cities of Valencia and Barcelona. Established in 1991, the UJI has positioned itself as a university of proximity characterised by its personal attention, smooth-running management procedures and the high levels of participation of its members in university life, due, among other things, to its convenient size, with about 15,000 students, and its integrated, modern,

functional and sustainable campus.

IIBC-2018 scientific program includes several *Plenary Lectures*, as well as *Parallel Symposia* on selected topics covering the main research areas of Biophysics. Symposia will host invited talks and also short communications selected from submitted abstracts with preference for young researchers. Following the tradition of previous Meetings, a *New and Notable Workshop* will take place in the morning of the first day. The organizers are committed to make the *Poster Sessions* a place for networking and the occasion of fruitful and lively discussions in a relaxed atmosphere. Reduced registration fees will apply to participants who are SBE members. Moreover, a number of grants sponsored by SBE and SPBf will be available to encourage young researchers' participation. Looking forward to seeing you in Castellón.

Vicente Aguilera
Chair of the Organizing Committee

More information soon in
<http://www.sbe2018.com>



The Asian Biophysics Association (ABA) Symposium will be held in Melbourne, Australia, 2 -6 December 2018, in conjunction with the Australian Society for Biophysics. See <https://events.synchrotron.org.au/event/55/>

The programme streams include Biophysics & Medicine, Membrane Biophysics, Structural Biology, Nanobiophysics & Mechanobiology, Computational Biology, Neuroscience, MRI & PET, Omics and Super-Resolution Microscopy.

Invited speakers include: Zihe Rao – Tsinghua University, *The atomic resolution structure of HSV Capsids*.

Quan Hao – University of Hong Kong, *Structural studies of new post-translational modification erasers/readers*.

Pingbo Huang – Hong Kong University of Science & Technology, *Mechanosensitive channels: from cell swelling to hearing*.

N.R. Jagannathan – All India Institute of Medical Sciences, *Study of Cancer Metabolism by MRI and in-vivo MR Spectroscopy*.

Srishti Dar – Tata Institute for Fundamental Research, India. *Breaking-down Complexity: In vitro Reconstitution of Cytokinesis*



<https://events.synchrotron.org.au/event/55/>



The Asian Biophysics Association (ABA) was formed in 2006 to promote biophysics research and collaboration in the Asia-Pacific region.

IUPAB Congress 2020 RIO DE JANEIRO

Welcome to Brazil!

On behalf of the Brazilian biophysics and biochemistry communities, we welcome you to the joint **20th IUPAB Congress, 45th Annual SBBf Meeting, and 49th Annual SBBq Meeting**, to be held in **Rio de Janeiro, Brazil, October 26 - 30, 2020**.

This Congress aims to offer a broad international overview of research frontiers and recent developments in Biophysics, Biochemistry and Molecular Biology. The Annual Meetings of the Brazilian Biophysical Society (SBBf) and the Brazilian Biochemistry and Molecular Biology Society (SBBq) are two of the most traditional events within the Brazilian scientific community. They have been the forum of choice for pre-presentations and discussions regarding the state of the art in biologically relevant

phenomena, as well as their social benefits. Science policy, integration with other segments of the economy and outreach activities have also been among the main focuses of these events. The organizers are committed to an outstanding program with contributions in the form of keynote lectures and symposia, as well as oral and poster presentations. The presence of leading scientists among the invited speakers will certainly contribute to create a very rich scientific environment, which we hope will also allow for bringing together the best of Science in Biophysics and Biochemistry. The participants are also encouraged, in addition to discussing Science, to find time to experience some of the local culture Bemvindos ao Brasil!!!



45th Annual Meeting of The Annual Meetings of the
Brazilian Biophysical Society
49th Annual Meeting of The Brazilian Society for
Biochemistry and Molecular Biology
www.sbbq.org.br/iupab2020

With our warmest regards,
Rosangela Itri and
Mauricio Baptista
Chairs of the Congress

***IUPAB Congress
will be held in
Rio de Janeiro in
2020***

***The Organization
Committee is
already working
to offer a really
outstanding
Congress to the
International
Biophysics
Community***



Executive Committee of IUPAB

President: Dr Marcelo MORALES, Brasil, mmorales@biof.ufrj.br
Past President: Prof. Zihé RAO, China, raozh@mail.tsinghua.edu.cn
President Elect: Prof. Manuel PRIETO, Portugal, manuel.prieto@tecnico.ulisboa.pt
Secretary General, Prof. Juan C. GÓMEZ-FERNÁNDEZ, Spain, jcgomez@um.es
Treasurer: Prof. John BAENZIGER, Canada, John.Baenziger@uottawa.ca

Council of IUPAB


Silvia del Valle ALONSO, Argentina, silviadelvalle@gmail.com
David CROSSMAN, New Zealand, d.crossman@auckland.ac.nz
Erick J. DUFOURC, France, e.dufourc@iecb.u-bordeaux.fr
Hans-Joachim GALLA, Germany, gallah@uni-muenster.de
Hiroyuki NOJI, Japan, hnoji@appchem.t.u-tokyo.ac.jp
R. Daniel PELUFFO, Uruguay, malueli164@gmail.com
Peter POHL, Austria, Peter.Pohl@jku.at
Ksenija RADOTIC, Serbia, xenia@imsi.rs
Ch. Mohan RAO, India, mohan@ccmb.res.in
Bryan Trevor SEWELL, South Africa, trevor.sewell@uct.ac.za
Frances SEPAROVIC, Australia, fs@unimelb.edu.au
Giuseppe ZUCHELLI, Italy, giuseppe.zucchelli@unimi.it

*The Executive Committee and Council
at close of the General Assembly in
Edinburgh, 18th July 2017.*



**Activities of the
INTERNATIONAL UNION for
PURE and APPLIED
BIOPHYSICS**
From the Secretary-General:
Professor Dr Juan C. Gomez-
Fernandez
Courier address:
Departamento de Bioquímica
y Biología Molecular A,
Facultad de Veterinaria,
Universidad de Murcia,
Edificio 17, 30100.Murcia,
Spain.
Telephone: +34-868884766.
Email: jcgomez@um.es
IUPAB is registered in France
according Loi du 1er Juillet
1901-Art. 5, n°
ordre 03/000309, n° dossier
00158190

The International Union for Pure and Applied Biophysics (IUPAB) was formed in Stockholm in 1961 as the International Organisation for Pure and Applied Biophysics. It was established as the International Union in 1966, when it became a member of the ICSU (International Council for Science) family. Affiliated to it are the national adhering bodies of 61 countries. Its function is to support research and teaching in biophysics. Its principal regular activity is the triennial International Congresses and General Assemblies.



Important Announcement Sponsorship Policy of IUPAB

As from now there will be a change in the sponsorship policy with respect to that posted in:

<http://iupab.org/about/sponsorship/>

So that point 8, will read:

Applications for financial support of Conferences, Schools and other Events must be submitted on the appropriate forms. Please use "Forms" on the index bar and fill in the "Funding Application Form". Completed applications

should be returned to the Secretary General at least before June 30th of the year prior to the event if it is scheduled for the first semester of the following year or before the 31st of December if it will take place during the second semester. If organizers of meetings are seeking only the approval of IUPAB, including the use of the IUPAB logo, but not requesting financial support, applications may be submitted to the Secretary General at any time and will be considered by the Executive Committee by correspondence.

Note from the Editor:

IUPAB News will be happy to reproduce articles previously published by bulletins or other publications of any of our Adhering Bodies. We will be also happy to consider articles written by biophysicists on scientific or other subjects of broad interest for the biophysical community. You may contact the Secretary General with respect to this matter.

IUPAB is not responsible for the opinions expressed in the articles here included, nor necessarily share these opinions.

The Editor of IUPAB News is the IUPAB Secretary General Juan Carmelo Gómez-Fernández. This publication is produced and published at the University of Murcia, Departamento de Bioquímica y Biología Molecular A, Campus de Espinardo, Murcia, Spain.

It can be found online at: <http://iupab.org/category/newsletters/>

ISSN: pending assignment.